



**ELECTRICAL PRODUCTS—RETAIL**



For more than thirty years, Sigma has been the trusted source for over 2,000 electrical products worldwide and is a global leader in the manufacture of precision metal and plastic products. Sigma's products include a complete line of electrical fittings and hardware for the industrial, commercial, and residential construction industry. We design and produce fittings for all standard conduit and cable systems including: Rigid Conduit, IMC, EMT, Flexible Metal Conduit, BX/MC/AC Cable, Liquid-Tight Conduit, Service Entrance Cable, Flexible Cord, and Non-Metallic Cable as well as an extensive line of grounding products.

Sigma is also the industry leader in outdoor weatherproof products from floodlight kits to innovative outlet covers that can be installed vertically or horizontally. All products in our weatherproof line are designed, tested, and UL approved to meet or exceed all applicable NEC requirements for wet and damp locations.

Sigma's Retail partners can expect the following:

### **World-Class Supply Chain Management**

At Sigma, we take pride in service levels that meet or exceed our customers' expectations, and we offer best in class solutions to meet fluctuations in demand. US-based sales, customer service and supply chain management teams in Garner, NC support our customers' planning staff utilizing historical purchase data and point-of-sale information to ensure appropriate inventory levels, on-time deliveries, and high fill-rates. All of Sigma's India-based manufacturing facilities and our US-based warehouse operate under one Enterprise Resource Planning (ERP) system which allows for complete visibility of orders and inventory levels allowing for immediate reaction to demand fluctuations. In addition, our Garner, NC team utilizes a state of the art Warehouse Management System (WMS) to precisely track inventory throughout the supply chain.

### **Exceptional Quality**

All of Sigma's India-based manufacturing facilities rigorously conform to quality systems in accordance with ISO 9001 standards. This includes having in-house certification laboratories to test and certify all products in all locations. Our plants have the ability to perform certification tests under UL's Witness Test Data Program, thereby enabling faster product approvals.

In addition, Sigma's global sourcing group procures raw materials from world-class suppliers to further ensure product quality. Key strategic suppliers are backward integrated with lean principles to improve efficiency and eliminate waste.

### **Innovation**

At Sigma, we understand the needs of the contractor. We know that developing quality, time-saving products for the contractor customer base is critical not only to our success but to the success of our customers as well. From labor-saving innovations such as our Snap Lock® fittings line to our Universal outlet cover that saves time for the end-user and space in the planogram for the Retailer, Sigma is dedicated to product innovation that increases sales.

### **International Business Compliance**

In today's global economy, ensuring that the products you place on your shelves are produced by a company in compliance with all government regulations is paramount. At Sigma, we take pride in our regulatory compliance and in offering the peace of mind that compliance brings to our customers.

# TABLE OF CONTENTS

## CONDUIT FITTINGS

|       |                                   | EMT  |   |
|-------|-----------------------------------|--|---|
| 10    | Set Screw Connectors              |    |   |
| 11    | Insulated Set Screw Connectors    |    |   |
| 12    | Set Screw Couplings               |    |   |
| 13    | Compression Connectors            |    |   |
| 14    | Snap Lock® Compression Connectors |    |    |
| 14    | Insulated Compression Connectors  |   |   |
| 15    | Rain-Tight Compression Connectors |     |   |
| 16    | Compression Couplings             |     |   |
| 17    | Snap Lock® Compression Couplings  |    |  |
| 17    | Rain-Tight Compression Couplings  |     |   |
| 18-19 | Combination Couplings             |       |   |
| 20    | Offset Connectors                 |     |   |
| 21    | 90° Connectors                    |     |   |
| 22-24 | Pull Elbows                       |      |   |
| 25    | Conduit Bodies                    |     |   |
| 26    | 90° & 45° Elbows                  |     |   |
| 27-28 | One-Hole & Two-Hole Straps        |     |   |
| 29    | Nail Straps & Conduit Hangers     |     |   |
| 30    | Pipe Caps & Insulating Bushings   |     |   |

# TABLE OF CONTENTS

## RIGID

31 Compression Connectors & Couplings



32 Threaded & Combination Couplings



33 Threaded & Offset Nipples



34 Conduit Nipples & Locknuts



35 Reducing Washers & Bushings



36 Plastic Bushings



37 Insulated Grounding Bushings



38 Box Spacers & Watertight Conduit Hubs



39-40 Pull Elbows



41 90° Elbows & Combination Conduit Bodies



42 Threaded Conduit Bodies



43 Service Entrance Ells & Mogul Conduit Bodies



44 One-Hole & Two-Hole Straps



45 Clamp Back and Strap



## NM/SE

46 Clamp Type Connectors



47 Snap Lock® Clamp Type Connectors

**Time Saver**



47 SE Clamp Type Connectors



48 Two Piece Connectors & Combination Couplings



49 NM Cable Connectors



# TABLE OF CONTENTS

## NM/SE (cont.)

50 UF & Service Entrance Cable Connectors




51-52 One-Hole & Two-Hole Straps



53-54 Service Entrance Heads



54-55 Sill Plates



56 Porcelain Wireholders



57-58 Adjustable Wireholders & Conduit Supports



58 Wedge Clamp Connectors



## AC/MC/FLEX

59 AC/MC Connectors



59 Snap Lock® AC/MC Connectors

Time Saver



60 Double Snap Lock® AC/MC Connectors

Time Saver



Tool Free Installation

61 Double Snap Lock® Cut-In Connectors

Time Saver



Tool Free Installation

61 Combination Connectors



62 Snap Lock® Combination Connector

Time Saver



63 Squeeze & Insulated Squeeze Connectors



64 90° Squeeze & Insulated 90° Squeeze Connectors



65 Double Snap Lock® 90° Squeeze Connectors

Time Saver



Tool Free Installation

66 Duplex Connectors



66 Snap Lock® Duplex Connectors

Time Saver



67 Double Snap Lock® Duplex Connectors

Time Saver



Tool Free Installation

# TABLE OF CONTENTS

## AC/MC/FLEX (cont.)

68 Saddle Connectors



68 Snap Lock® Saddle Connectors



69 Snap-In Flex & Duplex Snap-In Flex Connectors



70 Screw-In & Insulated Screw-In Connectors



71 Snap Lock® Screw-In Connectors



71 Screw-In Couplings



72 Set Screw & Insulated Set Screw Flex Connectors



73 Combination Couplings



74 One-Hole Flex Straps & Anti-Short Bushings



## GROUNDING

75 Ground Clamps & Ground Clamps for Direct Burial



76 Ground Clamps for Armored Wire & Ground Clamp with Lug



77 Ground Clamps with Hub & Ground Clamps with Strap



78 Ground Clamps



79 Ground Rod Clamps & Universal Ground Rod Clamps



80 Intersystem Bonding Bridge & One-Hole Midget Straps



81 Copper Intersystem Bonding Bridge with Conduit Adaptor



81 Electrical Ground Code Tag



## LIQUID-TIGHT

82 Straight Connectors



83 90° Connectors



# TABLE OF CONTENTS

## ACCESSORIES

84 Cord Grip Connectors & Strain Relief Cord Grip Connector



85 Fixture Locknuts, Solderless Terminal Lugs & Ground Wires



86 Knockout Bushings & Knockout Seals



87 Nail Plates & Switch Box Supports



88 Conduit Hangers & Beam Clamps



# WEATHERPROOF PRODUCTS

## OUTLET BOXES & EXTENSION RINGS

90 One-Gang Outlet Boxes



91 Two-Gang Outlet Boxes



92 Round Outlet Boxes



93 Extension Rings



## COVERS

94-95 Blank Covers



96-97 Lampholder Covers



98-101 One-Gang Flip Covers & Toggle Switches



102-105 Two-Gang Flip Covers



106-107 Multiuse & Universal Covers



108 While-In-Use Receptacle Covers



## TABLE OF CONTENTS

### RECEPTACLE & TOGGLE SWITCH KITS

109 Horizontal Duplex Kits



110-111 Universal Cover Receptacle Kits



112 While-In-Use Receptacle Kits



113 Toggle Switch Kits



### LAMP HOLDERS & LAMP HOLDER KITS

114 Lampholders



115 Spike-A-Lite® Lampholder



### LAMP HOLDER KITS

116 Round Cover and Lampholder Kits



117 Metal Light Kits



### LED LIGHTING

118 LED Lights



119 LED Light Kits



120 LED Spike Light



### NON-METALLIC OUTLET BOXES

121 One-Gang & Two-Gang Boxes



122 Round Outlet Boxes





## TABLE OF CONTENTS

### NON-METALLIC COVERS

123-124 Blank Covers



125 Lampholder Covers



126 One-Gang Duplex Receptacle & Toggle Switch Covers



127-128 Two-Gang Receptacle & Toggle Switch Covers



129 Universal & Multi-Use Receptacle Covers



130 While-In-Use Receptacle Covers



131 Slimline While-In-Use Receptacle Covers



### NON-METALLIC KITS

132 One-Gang While-In-Use GFCI Receptacle Kits



### NON-METALLIC LAMPHOLDERS

133 Lampholders



### WEATHERPROOF ACCESSORIES

134 Closure Plugs & Closure Plug Kits



135 Box Holder & Photoelectric Switch



136 Gaskets



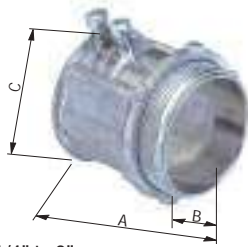
137 Gasket Kit & Lampholder Gasket



## Set Screw Connector



Size 1/2" to 1"



Size 1-1/4" to 3"

### Use:

Set screw type connectors are used to secure and terminate EMT conduit to a knockout in a metal box or enclosure. For dry location applications.

- Concrete-tight when taped
- 1-1/4" to 3" double set screw
- 2-1/2" to 3" also approved for Rigid


### Material:

- Zinc Die-Cast
- Zinc-Plated Steel

### Standards:

UL 514B  
CSA C22.2 No. 18.3-12

### Certifications:

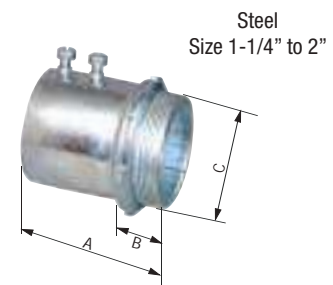
Die-Cast:  E210498 (1/2" - 2")  
E155411 (2-1/2" - 3")

 LR57925

Steel:  us E210498

| Model Number                    | UPC (0-31857) | Trade Size | Product Dimensions (inches) |      |      | Retail Pack Quantity | Master Case Quantity |
|---------------------------------|---------------|------------|-----------------------------|------|------|----------------------|----------------------|
|                                 |               |            | A                           | B    | C    |                      |                      |
| <b>Die-Cast</b>                 |               |            |                             |      |      |                      |                      |
| <b>Polybag</b>                  |               |            |                             |      |      |                      |                      |
| 49230                           | 492304        | 1/2"       | 1.07                        | 0.39 | 0.72 | 1                    | 50                   |
| 18121                           | 181215        | 1/2"       | 1.07                        | 0.39 | 0.72 | 3                    | 10                   |
| 47230                           | 472306        | 1/2"       | 1.07                        | 0.39 | 0.72 | 3                    | 20                   |
| 44230                           | 442309        | 1/2"       | 1.07                        | 0.39 | 0.72 | 5                    | 20                   |
| 45230                           | 452308        | 1/2"       | 1.07                        | 0.39 | 0.72 | 10                   | 12                   |
| 49231                           | 492311        | 3/4"       | 1.33                        | 0.46 | 0.93 | 1                    | 25                   |
| 18123                           | 181239        | 3/4"       | 1.33                        | 0.46 | 0.93 | 2                    | 5                    |
| 44231                           | 442316        | 3/4"       | 1.33                        | 0.46 | 0.93 | 5                    | 10                   |
| <b>Boxed - Individual UPC</b>   |               |            |                             |      |      |                      |                      |
| 55232M                          | 111212        | 1"         | 1.46                        | 0.53 | 1.17 | 1                    | 20                   |
| 02-55232                        | 552329        | 1"         | 1.46                        | 0.53 | 1.17 | 1                    | 20                   |
| 55233M                          | 111229        | 1-1/4"     | 1.94                        | 0.63 | 1.52 | 1                    | 5                    |
| 02-55233                        | 552336        | 1-1/4"     | 1.94                        | 0.63 | 1.52 | 1                    | 9                    |
| 02-55234                        | 552343        | 1-1/2"     | 2.18                        | 0.71 | 1.75 | 1                    | 4                    |
| 55234M                          | 111236        | 1-1/2"     | 2.18                        | 0.71 | 1.75 | 1                    | 5                    |
| 55235M                          | 111243        | 2"         | 2.49                        | 0.75 | 2.20 | 1                    | 5                    |
| 02-55235                        | 552350        | 2"         | 2.49                        | 0.75 | 2.20 | 1                    | 6                    |
| 02-55236                        | 552367        | 2-1/2"     | 3.09                        | 1.04 | 2.91 | 1                    | 5                    |
| 02-55237                        | 552374        | 3"         | 3.39                        | 1.06 | 3.53 | 1                    | 2                    |
| <b>Bulk - No Individual UPC</b> |               |            |                             |      |      |                      |                      |
| 55230                           | 552305        | 1/2"       | 1.07                        | 0.39 | 0.72 | 50                   | 10                   |
| 55231                           | 552312        | 3/4"       | 1.33                        | 0.46 | 0.93 | 25                   | 10                   |
| <b>Contractor Pack</b>          |               |            |                             |      |      |                      |                      |
| TC-501                          | 652302        | 1/2"       | 1.07                        | 0.39 | 0.72 | 50                   | 5                    |
| TC-502                          | 652319        | 3/4"       | 1.33                        | 0.46 | 0.93 | 25                   | 2                    |

|                               |        |        |      |      |      |    |    |
|-------------------------------|--------|--------|------|------|------|----|----|
| <b>Steel</b>                  |        |        |      |      |      |    |    |
| <b>Polybag</b>                |        |        |      |      |      |    |    |
| 49510                         | 495107 | 1/2"   | 1.22 | 0.41 | 0.65 | 1  | 25 |
| 46510                         | 465100 | 1/2"   | 1.22 | 0.41 | 0.65 | 5  | 30 |
| 49511                         | 495114 | 3/4"   | 1.30 | 0.41 | 0.86 | 1  | 12 |
| 46511                         | 465117 | 3/4"   | 1.30 | 0.41 | 0.86 | 5  | 10 |
| <b>Boxed - Individual UPC</b> |        |        |      |      |      |    |    |
| 02-54512                      | 545123 | 1"     | 1.61 | 0.43 | 1.11 | 1  | 20 |
| 02-54513                      | 545130 | 1-1/4" | 2.30 | 0.65 | 1.41 | 1  | 10 |
| 02-54514                      | 545147 | 1-1/2" | 2.40 | 0.69 | 1.65 | 1  | 5  |
| 02-54515                      | 545154 | 2"     | 2.44 | 0.71 | 2.13 | 1  | 5  |
| <b>Contractor Pack</b>        |        |        |      |      |      |    |    |
| 02-53516                      | 535162 | 1/2"   | 1.22 | 0.41 | 0.65 | 50 | 2  |
| 02-53517                      | 535179 | 3/4"   | 1.30 | 0.41 | 0.86 | 25 | 2  |

Steel  
Size 1/2" to 1"Steel  
Size 1-1/4" to 2"

## Insulated Set Screw Connector



Size 1/2" to 1"



Size 1-1/4" to 2"

**Use:**

Set screw type connectors are used to secure and terminate EMT conduit to a knockout in a metal box or enclosure. For dry location applications.

- Insulated
- Concrete-tight when taped
- 1-1/4" to 2" double set screw

**Material:**

- Zinc Die-Cast
- Zinc-Plated Steel

**Standards:**

UL 514B  
CSA C22.2 No. 18.3-12

**Certifications:**


Die-Cast: E210498 LR57925

Steel: c us E210498


| Model Number                  | UPC (0-31857) | Trade Size | Product Dimensions (inches) |      |      | Retail Pack Quantity | Master Case Quantity |
|-------------------------------|---------------|------------|-----------------------------|------|------|----------------------|----------------------|
|                               |               |            | A                           | B    | C    |                      |                      |
| <b>Die-Cast</b>               |               |            |                             |      |      |                      |                      |
| <b>Polybag</b>                |               |            |                             |      |      |                      |                      |
| 67230                         | 672300        | 1/2"       | 1.14                        | 0.39 | 0.72 | 3                    | 20                   |
| 65230                         | 752309        | 1/2"       | 1.14                        | 0.39 | 0.72 | 10                   | 20                   |
| 64231                         | 642310        | 3/4"       | 1.41                        | 0.46 | 0.93 | 5                    | 20                   |
| <b>Boxed - Individual UPC</b> |               |            |                             |      |      |                      |                      |
| 65232                         | 652326        | 1"         | 1.53                        | 0.53 | 1.17 | 1                    | 20                   |
| 65233                         | 652333        | 1-1/4"     | 2.02                        | 0.63 | 1.52 | 1                    | 25                   |
| 65234                         | 652340        | 1-1/2"     | 2.25                        | 0.71 | 1.75 | 1                    | 10                   |
| 65235                         | 652357        | 2"         | 2.55                        | 0.75 | 2.20 | 1                    | 10                   |
| <b>Contractor Pack</b>        |               |            |                             |      |      |                      |                      |
| 55330M                        | 111373        | 1/2"       | 1.14                        | 0.39 | 0.72 | 50                   | 1                    |
| 55331M                        | 111380        | 3/4"       | 1.41                        | 0.46 | 0.93 | 25                   | 1                    |
| <b>Steel</b>                  |               |            |                             |      |      |                      |                      |
| <b>Polybag</b>                |               |            |                             |      |      |                      |                      |
| 69512                         | 695126        | 1/2"       | 1.22                        | 0.41 | 0.65 | 1                    | 25                   |
| 69513                         | 695133        | 3/4"       | 1.30                        | 0.41 | 0.86 | 1                    | 12                   |



## Set Screw Coupling



Size 1/2" to 1"



Size 1-1/4" to 2"

### Use:

Set screw type couplings are used to join lengths of steel EMT conduit. For dry location applications.

- Concrete-tight when taped
- 1-1/4" to 3" double set screw
- 2-1/2" to 3" also approved for Rigid


### Material:

- Zinc Die-Cast
- Zinc-Plated Steel

### Standards:

UL 514B  
CSA C22.2 No. 18.3-12

### Certifications:

Die-Cast:  E210498 (1/2" - 2")  
E155411 (2-1/2" - 3")

 LR57925

Steel:  us E210498

| Model Number    | UPC (0-31857) | Trade Size | Product Dimensions (inches) |      |      | Retail Pack Quantity | Master Case Quantity |
|-----------------|---------------|------------|-----------------------------|------|------|----------------------|----------------------|
|                 |               |            | A                           | B    | C    |                      |                      |
| <b>Die-Cast</b> |               |            |                             |      |      |                      |                      |
| <b>Polybag</b>  |               |            |                             |      |      |                      |                      |
| 49240           | 492403        | 1/2"       | 1.34                        | 0.93 | 0.72 | 1                    | 50                   |
| 18122           | 181222        | 1/2"       | 1.34                        | 0.93 | 0.72 | 2                    | 10                   |
| 47240           | 472405        | 1/2"       | 1.34                        | 0.93 | 0.72 | 3                    | 20                   |
| 44240           | 442408        | 1/2"       | 1.34                        | 0.93 | 0.72 | 5                    | 20                   |
| 45240           | 452407        | 1/2"       | 1.34                        | 0.93 | 0.72 | 10                   | 10                   |
| 49241           | 492410        | 3/4"       | 1.71                        | 1.14 | 0.93 | 1                    | 25                   |
| 18124           | 181246        | 3/4"       | 1.71                        | 1.14 | 0.93 | 2                    | 5                    |
| 44241           | 442415        | 3/4"       | 1.71                        | 1.14 | 0.93 | 5                    | 10                   |

### Boxed - Individual UPC

|          |        |        |      |      |      |   |    |
|----------|--------|--------|------|------|------|---|----|
| 55242M   | 111250 | 1"     | 1.85 | 1.42 | 1.17 | 1 | 10 |
| 02-55242 | 552428 | 1"     | 1.85 | 1.42 | 1.17 | 1 | 20 |
| 55243M   | 111267 | 1-1/4" | 2.50 | 1.82 | 1.52 | 1 | 5  |
| 02-55243 | 552435 | 1-1/4" | 2.50 | 1.82 | 1.52 | 1 | 12 |
| 55244M   | 111274 | 1-1/2" | 2.87 | 2.07 | 1.75 | 1 | 5  |
| 02-55244 | 552442 | 1-1/2" | 2.87 | 2.07 | 1.75 | 1 | 10 |
| 55245M   | 111281 | 2"     | 3.44 | 2.54 | 2.21 | 1 | 5  |
| 02-55245 | 552459 | 2"     | 3.44 | 2.54 | 2.21 | 1 | 10 |
| 02-55246 | 552466 | 2-1/2" | 4.02 | 3.29 | 2.90 | 1 | 5  |
| 02-55247 | 552473 | 3"     | 4.49 | 3.92 | 3.53 | 1 | 2  |

### Bulk - No Individual UPC

|       |        |      |      |      |      |    |    |
|-------|--------|------|------|------|------|----|----|
| 55240 | 552404 | 1/2" | 1.34 | 0.93 | 0.72 | 50 | 10 |
| 55241 | 552411 | 3/4" | 1.71 | 1.14 | 0.93 | 25 | 10 |

### Contractor Pack

|        |        |      |      |      |      |    |   |
|--------|--------|------|------|------|------|----|---|
| TC-511 | 652401 | 1/2" | 1.34 | 0.93 | 0.72 | 50 | 2 |
| TC-512 | 652418 | 3/4" | 1.71 | 1.14 | 0.93 | 25 | 2 |

## Steel

### Polybag

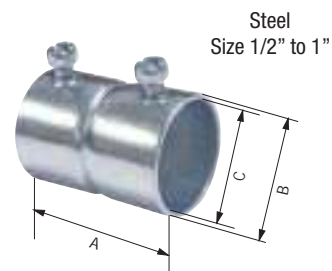
|       |        |      |      |      |      |   |    |
|-------|--------|------|------|------|------|---|----|
| 49520 | 495206 | 1/2" | 1.57 | 0.84 | 0.73 | 1 | 25 |
| 46520 | 465209 | 1/2" | 1.57 | 0.84 | 0.73 | 5 | 25 |
| 49521 | 495213 | 3/4" | 1.57 | 1.06 | 0.94 | 1 | 25 |
| 46521 | 465216 | 3/4" | 1.57 | 1.06 | 0.94 | 5 | 10 |

### Boxed - Individual UPC

|          |        |        |      |      |      |   |    |
|----------|--------|--------|------|------|------|---|----|
| 02-54522 | 545222 | 1"     | 1.86 | 1.31 | 1.19 | 1 | 15 |
| 02-54523 | 545239 | 1-1/4" | 2.95 | 1.71 | 1.53 | 1 | 10 |
| 02-54524 | 545246 | 1-1/2" | 2.95 | 1.94 | 1.76 | 1 | 5  |
| 02-54525 | 545253 | 2"     | 3.23 | 2.39 | 2.22 | 1 | 5  |

### Contractor Pack

|          |        |      |      |      |      |    |   |
|----------|--------|------|------|------|------|----|---|
| 02-53518 | 535186 | 1/2" | 1.57 | 0.84 | 0.73 | 50 | 2 |
| 02-53519 | 535193 | 3/4" | 1.57 | 1.06 | 0.94 | 25 | 2 |

Steel  
Size 1/2" to 1"Steel  
Size 1-1/4" to 2"

# Compression Connector



**Use:**

Compression type connectors are used to secure and terminate steel EMT conduit to a knockout in a metal box or enclosure. For dry location applications.

- Concrete-tight
- 2-1/2" to 3" also approved for Rigid

**Material:**

- Zinc Die-Cast
- Zinc-Plated Steel

**Standards:**

UL 514B  
CSA C22.2 No. 18.3-12

**Certifications:**

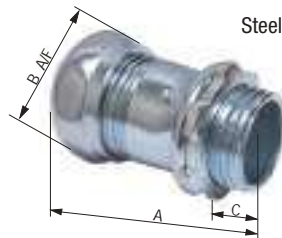
Die-Cast: E210498 (1/2" - 2")  
E155411 (2-1/2" - 3")

LR57925


Steel: E210498

| Model Number                    | UPC (0-31857) | Trade Size | Product Dimensions (inches) |      |      | Retail Pack Quantity | Master Case Quantity |
|---------------------------------|---------------|------------|-----------------------------|------|------|----------------------|----------------------|
|                                 |               |            | A                           | B    | C    |                      |                      |
| <b>Die-Cast</b>                 |               |            |                             |      |      |                      |                      |
| <b>Polybag</b>                  |               |            |                             |      |      |                      |                      |
| 49250                           | 492502        | 1/2"       | 1.19                        | 0.98 | 0.38 | 1                    | 50                   |
| 18021                           | 180218        | 1/2"       | 1.19                        | 0.98 | 0.38 | 3                    | 10                   |
| 44250                           | 442507        | 1/2"       | 1.19                        | 0.98 | 0.38 | 5                    | 15                   |
| 49251                           | 492519        | 3/4"       | 1.29                        | 1.22 | 0.41 | 1                    | 25                   |
| 18023                           | 180232        | 3/4"       | 1.29                        | 1.22 | 0.41 | 2                    | 5                    |
| 44251                           | 442514        | 3/4"       | 1.29                        | 1.22 | 0.41 | 5                    | 5                    |
| <b>Boxed - Individual UPC</b>   |               |            |                             |      |      |                      |                      |
| 55252M                          | 111298        | 1"         | 1.48                        | 1.52 | 0.55 | 1                    | 10                   |
| 02-55252                        | 552527        | 1"         | 1.48                        | 1.52 | 0.55 | 1                    | 10                   |
| 55253M                          | 111304        | 1-1/4"     | 1.70                        | 1.85 | 0.61 | 1                    | 5                    |
| 02-55253                        | 552534        | 1-1/4"     | 1.70                        | 1.85 | 0.61 | 1                    | 8                    |
| 55254M                          | 111311        | 1-1/2"     | 1.86                        | 2.15 | 0.62 | 1                    | 5                    |
| 02-55254                        | 552541        | 1-1/2"     | 1.86                        | 2.15 | 0.62 | 1                    | 5                    |
| 55255M                          | 111328        | 2"         | 2.13                        | 2.59 | 0.76 | 1                    | 5                    |
| 02-55255                        | 552558        | 2"         | 2.13                        | 2.59 | 0.76 | 1                    | 5                    |
| 02-55256                        | 552565        | 2-1/2"     | 2.62                        | 3.15 | 1.02 | 1                    | 5                    |
| 02-55257                        | 552572        | 3"         | 2.70                        | 3.97 | 1.04 | 1                    | 2                    |
| <b>Bulk - No Individual UPC</b> |               |            |                             |      |      |                      |                      |
| 55250                           | 552503        | 1/2"       | 1.19                        | 0.98 | 0.38 | 50                   | 10                   |
| 55251                           | 552510        | 3/4"       | 1.29                        | 1.22 | 0.41 | 25                   | 10                   |
| <b>Contractor Pack</b>          |               |            |                             |      |      |                      |                      |
| TC-601                          | 652500        | 1/2"       | 1.19                        | 0.98 | 0.38 | 50                   | 2                    |
| TC-602                          | 652517        | 3/4"       | 1.29                        | 1.22 | 0.41 | 25                   | 2                    |

|                               |        |        |      |      |      |   |    |
|-------------------------------|--------|--------|------|------|------|---|----|
| <b>Steel</b>                  |        |        |      |      |      |   |    |
| <b>Polybag</b>                |        |        |      |      |      |   |    |
| 49030                         | 490300 | 1/2"   | 1.31 | 1.05 | 0.50 | 1 | 10 |
| 46030                         | 460303 | 1/2"   | 1.31 | 1.05 | 0.50 | 5 | 20 |
| 49031                         | 490317 | 3/4"   | 1.48 | 1.28 | 0.52 | 1 | 12 |
| 46031                         | 460310 | 3/4"   | 1.48 | 1.28 | 0.52 | 5 | 10 |
| <b>Boxed - Individual UPC</b> |        |        |      |      |      |   |    |
| 02-54532                      | 545321 | 1"     | 1.53 | 1.56 | 0.64 | 1 | 20 |
| 02-54533                      | 545338 | 1-1/4" | 1.70 | 1.94 | 0.68 | 1 | 10 |
| 02-54534                      | 545345 | 1-1/2" | 1.96 | 2.17 | 0.72 | 1 | 5  |
| 02-54535                      | 545352 | 2"     | 2.07 | 2.68 | 0.72 | 1 | 5  |



## Snap Lock® Compression Connector



### Use:

Snap Lock® compression type connectors are used to secure and terminate steel EMT conduit to a knockout in a metal box or enclosure. The patent-pending Snap Lock® design provides a faster installation allowing the EMT conduit to snap into the fitting without the use of tools. For wet or dry location applications.

- Conduit snaps into connector
- Concrete-tight
- Rain-tight

### Material:

- Zinc Die-Cast

### Standards:


UL 514B  
CSA C22.2 No. 18.3-12

### Certifications:

cUL<sup>us</sup> E210498

| Model Number   | UPC (0-31857) | Trade Size | Product Dimensions (inches) |      |      | Retail Pack Quantity | Master Case Quantity |
|----------------|---------------|------------|-----------------------------|------|------|----------------------|----------------------|
|                |               |            | A                           | B    | C    |                      |                      |
| <b>Polybag</b> |               |            |                             |      |      |                      |                      |
| 49032          | 490324        | 1/2"       | 1.15                        | 1.26 | 0.39 | 1                    | 25                   |
| 49033          | 490331        | 3/4"       | 1.18                        | 1.50 | 0.39 | 1                    | 15                   |

## Insulated Compression Connector



### Use:

Compression type connectors are used to secure and terminate steel EMT conduit to a knockout in a metal box or enclosure. For dry location applications.

- Insulated
- Concrete-tight

### Material:

- Zinc Die-Cast

### Standards:

UL 514B  
CSA C22.2 No. 18.3-12

### Certifications:

cUL<sup>us</sup> E210498    SP<sup>®</sup> LR57925

| Model Number                  | UPC (0-31857) | Trade Size | Product Dimensions (inches) |      |      | Retail Pack Quantity | Master Case Quantity |
|-------------------------------|---------------|------------|-----------------------------|------|------|----------------------|----------------------|
|                               |               |            | A                           | B    | C    |                      |                      |
| <b>Polybag</b>                |               |            |                             |      |      |                      |                      |
| 69250                         | 692506        | 1/2"       | 1.19                        | 0.98 | 0.38 | 1                    | 50                   |
| 64250                         | 742508        | 1/2"       | 1.19                        | 0.98 | 0.38 | 5                    | 20                   |
| 69251                         | 692513        | 3/4"       | 1.29                        | 1.22 | 0.41 | 1                    | 25                   |
| 64251                         | 742515        | 3/4"       | 1.29                        | 1.22 | 0.41 | 5                    | 5                    |
| <b>Boxed - Individual UPC</b> |               |            |                             |      |      |                      |                      |
| 65525                         | 655259        | 1"         | 1.48                        | 1.52 | 0.55 | 1                    | 10                   |
| 65253                         | 652531        | 1-1/4"     | 1.70                        | 1.85 | 0.61 | 1                    | 8                    |
| 65254                         | 652548        | 1-1/2"     | 1.86                        | 2.15 | 0.62 | 1                    | 5                    |
| 65255                         | 652555        | 2"         | 2.13                        | 2.59 | 0.76 | 1                    | 5                    |
| <b>Contractor Pack</b>        |               |            |                             |      |      |                      |                      |
| 55350                         | 553500        | 1/2"       | 1.19                        | 0.98 | 0.38 | 50                   | 2                    |
| 55351                         | 553517        | 3/4"       | 1.29                        | 1.22 | 0.41 | 25                   | 2                    |

## Rain-Tight Compression Connector



**Use:**

Compression type connectors are used to secure and terminate steel EMT conduit to a knockout in a metal box or enclosure. For rain-tight and concrete-tight applications.

- Concrete-tight
- Rain-tight

**Material:**

- Zinc Die-Cast
- Zinc-Plated Steel

**Standards:**

Die-Cast: UL 514B  
 CSA C22.2 No. 18.3-12

**Certifications:**


Die-Cast: cULus E210498

| Model Number                  | UPC (0-31857) | Trade Size | Product Dimensions (inches) |      |      | Retail Pack Quantity | Master Case Quantity |
|-------------------------------|---------------|------------|-----------------------------|------|------|----------------------|----------------------|
|                               |               |            | A                           | B    | C    |                      |                      |
| <b>Die-Cast</b>               |               |            |                             |      |      |                      |                      |
| <b>Polybag</b>                |               |            |                             |      |      |                      |                      |
| 49850                         | 498504        | 1/2"       | 1.31                        | 1.02 | 0.38 | 1                    | 50                   |
| 49851                         | 498511        | 3/4"       | 1.34                        | 1.26 | 0.40 | 1                    | 25                   |
| <b>Boxed - Individual UPC</b> |               |            |                             |      |      |                      |                      |
| 02-55852                      | 558529        | 1"         | 1.48                        | 1.50 | 0.55 | 1                    | 10                   |

|                               |        |        |      |      |      |   |    |
|-------------------------------|--------|--------|------|------|------|---|----|
| <b>Steel</b>                  |        |        |      |      |      |   |    |
| <b>Boxed - Individual UPC</b> |        |        |      |      |      |   |    |
| 02-54853                      | 548537 | 1-1/4" | 2.10 | 2.04 | 0.65 | 1 | 10 |
| 02-54854                      | 548544 | 1-1/2" | 2.25 | 2.27 | 0.66 | 1 | 5  |
| 02-54855                      | 548551 | 2"     | 2.40 | 2.74 | 0.70 | 1 | 5  |



## Compression Coupling



### Use:

Compression type couplings are used to join lengths of steel EMT conduit. For dry location applications.

- Concrete-tight
- 2-1/2" to 3" also approved for Rigid


### Material:

- Zinc Die-Cast
- Zinc-Plated Steel

### Standards:

UL 514B  
CSA C22.2 No. 18.3-12

### Certifications:

Die-Cast:  E210498 (1/2" - 2")  
E155411 (2-1/2" - 3")

 LR57925

Steel:  cULus E210498


| Model Number                    | UPC (0-31857) | Trade Size | Product Dimensions (inches) |      |      | Retail Pack Quantity | Master Case Quantity |
|---------------------------------|---------------|------------|-----------------------------|------|------|----------------------|----------------------|
|                                 |               |            | A                           | B    | C    |                      |                      |
| <b>Die-Cast</b>                 |               |            |                             |      |      |                      |                      |
| <b>Polybag</b>                  |               |            |                             |      |      |                      |                      |
| 49260                           | 492601        | 1/2"       | 1.70                        | 0.98 | 0.72 | 1                    | 10                   |
| 18022                           | 180225        | 1/2"       | 1.70                        | 0.98 | 0.72 | 3                    | 5                    |
| 44260                           | 442606        | 1/2"       | 1.70                        | 0.98 | 0.72 | 5                    | 6                    |
| 49261                           | 492618        | 3/4"       | 1.78                        | 1.23 | 0.94 | 1                    | 12                   |
| 18024                           | 180249        | 3/4"       | 1.78                        | 1.23 | 0.94 | 2                    | 5                    |
| 44261                           | 442613        | 3/4"       | 1.78                        | 1.23 | 0.94 | 5                    | 5                    |
| <b>Boxed - Individual UPC</b>   |               |            |                             |      |      |                      |                      |
| 55262M                          | 111335        | 1"         | 1.81                        | 1.52 | 1.19 | 1                    | 10                   |
| 02-55262                        | 552626        | 1"         | 1.81                        | 1.52 | 1.19 | 1                    | 10                   |
| 55263M                          | 111342        | 1-1/4"     | 2.12                        | 1.85 | 1.53 | 1                    | 5                    |
| 02-55263                        | 552633        | 1-1/4"     | 2.12                        | 1.85 | 1.53 | 1                    | 5                    |
| 55264M                          | 111359        | 1-1/2"     | 2.42                        | 2.15 | 1.76 | 1                    | 5                    |
| 02-55264                        | 552640        | 1-1/2"     | 2.42                        | 2.15 | 1.76 | 1                    | 5                    |
| 55265M                          | 111366        | 2"         | 2.47                        | 2.59 | 2.22 | 1                    | 5                    |
| 02-55265                        | 552657        | 2"         | 2.47                        | 2.59 | 2.22 | 1                    | 5                    |
| 02-55066                        | 550660        | 2-1/2"     | 3.41                        | 3.29 | 2.90 | 1                    | 2                    |
| 02-55266                        | 552664        | 2-1/2"     | 3.41                        | 3.29 | 2.90 | 1                    | 5                    |
| 02-55267                        | 552671        | 3"         | 3.60                        | 3.97 | 3.55 | 1                    | 2                    |
| <b>Bulk - No Individual UPC</b> |               |            |                             |      |      |                      |                      |
| 55260                           | 552602        | 1/2"       | 1.70                        | 0.98 | 0.72 | 50                   | 10                   |
| 55261                           | 552619        | 3/4"       | 1.78                        | 1.23 | 0.94 | 25                   | 10                   |
| <b>Contractor Pack</b>          |               |            |                             |      |      |                      |                      |
| TC-611                          | 652609        | 1/2"       | 1.19                        | 0.98 | 0.38 | 50                   | 2                    |
| TC-612                          | 652616        | 3/4"       | 1.29                        | 1.22 | 0.41 | 25                   | 2                    |

| <b>Steel</b>                  |        |        |      |      |      |   |    |
|-------------------------------|--------|--------|------|------|------|---|----|
| <b>Polybag</b>                |        |        |      |      |      |   |    |
| 49040                         | 490409 | 1/2"   | 1.64 | 0.72 | 1.05 | 1 | 10 |
| 46040                         | 460402 | 1/2"   | 1.64 | 0.72 | 1.05 | 5 | 6  |
| 49041                         | 490416 | 3/4"   | 1.80 | 0.94 | 1.28 | 1 | 12 |
| 46041                         | 460419 | 3/4"   | 1.80 | 0.94 | 1.28 | 5 | 5  |
| <b>Boxed - Individual UPC</b> |        |        |      |      |      |   |    |
| 02-54542                      | 545420 | 1"     | 1.88 | 1.18 | 1.56 | 1 | 10 |
| 02-54543                      | 545437 | 1-1/4" | 2.09 | 1.54 | 1.94 | 1 | 10 |
| 02-54544                      | 545444 | 1-1/2" | 2.40 | 1.75 | 2.17 | 1 | 5  |
| 02-54545                      | 545451 | 2"     | 2.33 | 2.22 | 2.68 | 1 | 5  |





## Snap Lock® Compression Coupling



**Use:**

Snap Lock® compression type couplings are used to join lengths of steel EMT conduit without the use of tools. The patent pending Snap Lock® design provides a faster installation. For wet location applications.

- Conduit snaps into coupling
- Concrete-tight
- Rain-tight

**Material:**

- Zinc Die-Cast

**Standards:**

UL 514B  
CSA C22.2 No. 18.3-12

**Certifications:**

us E210498

| Model Number   | UPC (0-31857) | Trade Size | Product Dimensions (inches) |      |      | Retail Pack Quantity | Master Case Quantity |
|----------------|---------------|------------|-----------------------------|------|------|----------------------|----------------------|
|                |               |            | A                           | B    | C    |                      |                      |
| <b>Polybag</b> |               |            |                             |      |      |                      |                      |
| 49072          | 490720        | 1/2"       | 1.35                        | 1.26 | 0.81 | 1                    | 25                   |
| 49073          | 490737        | 3/4"       | 1.43                        | 1.50 | 1.03 | 1                    | 15                   |

## Rain-Tight Compression Coupling



**Use:**

Compression type couplings are used to join lengths of steel EMT conduit. For rain-tight and concrete-tight applications.

- Concrete-tight
- Rain-tight

**Material:**

- Zinc Die-Cast
- Zinc-Plated Steel

**Standards:**

Die-Cast: UL 514B  
CSA C22.2 No. 18.3-12

**Certifications:**


Die-Cast: us E210498

| Model Number                  | UPC (0-31857) | Trade Size | Product Dimensions (inches) |      |      | Retail Pack Quantity | Master Case Quantity |
|-------------------------------|---------------|------------|-----------------------------|------|------|----------------------|----------------------|
|                               |               |            | A                           | B    | C    |                      |                      |
| <b>Die-Cast</b>               |               |            |                             |      |      |                      |                      |
| <b>Polybag</b>                |               |            |                             |      |      |                      |                      |
| 49860                         | 498603        | 1/2"       | 1.75                        | 1.02 | 0.70 | 1                    | 50                   |
| 49861                         | 498610        | 3/4"       | 1.81                        | 1.28 | 0.93 | 1                    | 25                   |
| <b>Boxed - Individual UPC</b> |               |            |                             |      |      |                      |                      |
| 02-55862                      | 558628        | 1"         | 2.07                        | 1.52 | 1.18 | 1                    | 10                   |
| <b>Steel</b>                  |               |            |                             |      |      |                      |                      |
| <b>Boxed - Individual UPC</b> |               |            |                             |      |      |                      |                      |
| 02-54863                      | 548636        | 1-1/4"     | 2.50                        | 2.04 | -    | 1                    | 10                   |
| 02-54864                      | 548643        | 1-1/2"     | 2.78                        | 2.27 | -    | 1                    | 5                    |
| 02-54865                      | 548650        | 2"         | 2.88                        | 2.74 | -    | 1                    | 5                    |

Steel



## EMT-to-Rigid Coupling



### Use:

Combination couplings are used to join a run of unthreaded Rigid conduit or IMC to EMT Conduit. For dry location applications.

- Set screw type


### Material:

- Zinc-Plated Steel

| Model Number                  | UPC (0-31857) | Trade Size | Product Dimensions (inches) |      |      | Retail Pack Quantity | Master Case Quantity |
|-------------------------------|---------------|------------|-----------------------------|------|------|----------------------|----------------------|
|                               |               |            | A                           | B    | C    |                      |                      |
| <b>Boxed - Individual UPC</b> |               |            |                             |      |      |                      |                      |
| 55690                         | 556907        | 1/2"       | 2.20                        | 0.90 | 0.72 | 1                    | 10                   |
| 55692                         | 556921        | 3/4"       | 2.66                        | 1.06 | 0.92 | 1                    | 5                    |

Also found on page 32

## EMT-to-NM Coupling



### Use:

Combination couplings are used to provide a transition from steel EMT conduit to NM cable. For dry location applications.

- Set screw type

### Material:

- Zinc Die-Cast

### Standards:

UL 514B

CSA C22.2 No. 18.3-12

### Certifications:


UL E210498    NSF LR57925

| Model Number                    | UPC (0-31857) | Trade Size | Product Dimensions (inches) |      |      | Retail Pack Quantity | Master Case Quantity |
|---------------------------------|---------------|------------|-----------------------------|------|------|----------------------|----------------------|
|                                 |               |            | A                           | B    | C    |                      |                      |
| <b>Polybag</b>                  |               |            |                             |      |      |                      |                      |
| 49279                           | 492793        | 1/2"       | 0.72                        | 0.93 | 1.34 | 1                    | 25                   |
| 44279                           | 442798        | 1/2"       | 0.72                        | 0.93 | 1.34 | 2                    | 20                   |
| <b>Bulk - No Individual UPC</b> |               |            |                             |      |      |                      |                      |
| 57003                           | 570033        | 1/2"       | 0.72                        | 0.93 | 1.34 | 50                   | 10                   |
| <b>Contractor Pack</b>          |               |            |                             |      |      |                      |                      |
| 57003M                          | 111533        | 1/2"       | 0.72                        | 0.93 | 1.34 | 50                   | 1                    |

| Trade Size | EMT  | NM   |
|------------|------|------|
| 1/2"       | 1/2" | 12/2 |

Also found on page 48

## EMT-to-Flex Coupling



**Use:**

Combination couplings are used to provide a transition from steel EMT conduit to Flexible Metal Conduit. For dry location applications.

- Set screw type

**Material:**

- Zinc Die-Cast

**Standards:**

UL 514B  
CSA C22.2 No. 18.3-12


**Certifications:**

E210498 LR57925

| Model Number                    | UPC (0-31857) | Trade Size | Product Dimensions (inches) |      |      | Retail Pack Quantity | Master Case Quantity |
|---------------------------------|---------------|------------|-----------------------------|------|------|----------------------|----------------------|
|                                 |               |            | A                           | B    | C    |                      |                      |
| <b>Polybag</b>                  |               |            |                             |      |      |                      |                      |
| 49280                           | 492809        | 1/2"       | 0.72                        | 0.93 | 1.53 | 1                    | 15                   |
| 49281                           | 492816        | 3/4"       | 0.93                        | 1.16 | 1.91 | 1                    | 10                   |
| <b>Bulk - No Individual UPC</b> |               |            |                             |      |      |                      |                      |
| 55280                           | 552800        | 1/2"       | 0.72                        | 0.93 | 1.53 | 25                   | 10                   |
| 55281                           | 552817        | 3/4"       | 0.93                        | 1.16 | 1.91 | 25                   | 10                   |

Also found on page 73

## EMT-to-Flex Coupling



**Use:**

Combination couplings are used to provide a transition from steel EMT conduit to Flexible Metal Conduit. For dry location applications.

- Compression type

**Material:**

- Zinc Die-Cast

**Standards:**

UL 514B  
CSA C22.2 No. 18.3-12


**Certifications:**

E155411 LR57925

| Model Number                    | UPC (0-31857) | Trade Size | Product Dimensions (inches) |      |      | Retail Pack Quantity | Master Case Quantity |
|---------------------------------|---------------|------------|-----------------------------|------|------|----------------------|----------------------|
|                                 |               |            | A                           | B    | C    |                      |                      |
| <b>Polybag</b>                  |               |            |                             |      |      |                      |                      |
| 49289                           | 492892        | 1/2"       | 1.40                        | 0.98 | 0.15 | 1                    | 15                   |
| 49290                           | 492908        | 3/4"       | 1.52                        | 1.23 | 0.21 | 1                    | 10                   |
| 49291                           | 492915        | 1"         | 1.99                        | 1.52 | 0.31 | 1                    | 5                    |
| <b>Bulk - No Individual UPC</b> |               |            |                             |      |      |                      |                      |
| 55289                           | 552893        | 1/2"       | 1.40                        | 0.98 | 0.15 | 50                   | 10                   |
| 55290                           | 552909        | 3/4"       | 1.52                        | 1.23 | 0.21 | 25                   | 10                   |
| 55291                           | 552916        | 1"         | 1.99                        | 1.52 | 0.31 | 25                   | 10                   |

Also found on page 73

## EMT-to-Box Offset Set Screw Connector



### Use:

Set screw type offset connectors are used to make a slight adjustment in terminating the end of a run of steel EMT conduit to a metal box or enclosure. For dry location applications.

- Concrete-tight when taped

### Material:

- Zinc Die-Cast

### Standards:

UL 514B

CSA C22.2 No. 18.3-12


### Certifications:

UL E210498    SF LR57925

| Model Number                  | UPC (0-31857) | Trade Size | Product Dimensions (inches) |      |      | Retail Pack Quantity | Master Case Quantity |
|-------------------------------|---------------|------------|-----------------------------|------|------|----------------------|----------------------|
|                               |               |            | A                           | B    | C    |                      |                      |
| <b>Polybag</b>                |               |            |                             |      |      |                      |                      |
| 49006                         | 490065        | 1/2"       | 2.09                        | 0.93 | 0.41 | 1                    | 20                   |
| 44006                         | 440060        | 1/2"       | 2.09                        | 0.93 | 0.41 | 2                    | 20                   |
| 49007                         | 490072        | 3/4"       | 3.02                        | 1.12 | 0.47 | 1                    | 12                   |
| 44007                         | 440077        | 3/4"       | 3.02                        | 1.12 | 0.47 | 2                    | 5                    |
| <b>Boxed - Individual UPC</b> |               |            |                             |      |      |                      |                      |
| 56008M                        | 111427        | 1"         | 3.15                        | 1.42 | 0.55 | 1                    | 10                   |

| Trade Size | Offset |
|------------|--------|
| 1/2"       | 3/8"   |
| 3/4"       | 3/4"   |
| 1"         | 3/4"   |

## EMT-to-Box Offset Compression Connector



### Use:

Compression type offset connectors are used to make a slight adjustment in terminating the end of a run of steel EMT conduit to a metal box or enclosure. For dry location applications.

- Concrete-tight

### Material:

- Zinc Die-Cast

### Standards:

UL 514B

CSA C22.2 No. 18.3-12

### Certifications:

UL E210498    SF LR57925

| Model Number   | UPC (0-31857) | Trade Size | Product Dimensions (inches) |      |      | Retail Pack Quantity | Master Case Quantity |
|----------------|---------------|------------|-----------------------------|------|------|----------------------|----------------------|
|                |               |            | A                           | B    | C    |                      |                      |
| <b>Polybag</b> |               |            |                             |      |      |                      |                      |
| 49706          | 497064        | 1/2"       | 2.05                        | 0.98 | 0.47 | 1                    | 20                   |
| 49707          | 497071        | 3/4"       | 2.85                        | 1.23 | 0.47 | 1                    | 20                   |

| Trade Size | Offset |
|------------|--------|
| 1/2"       | 3/8"   |
| 3/4"       | 3/4"   |

## 90° Set Screw Connector



**Use:**

90° set screw type connectors are used to secure and terminate steel EMT conduit to a knockout in a metal box or enclosure where a 90° bend is required. For dry location applications.


- Concrete-tight when taped

**Material:**

- Zinc Die-Cast

| Model Number   | UPC (0-31857) | Trade Size | Product Dimensions (inches) |      |      | Retail Pack Quantity | Master Case Quantity |
|----------------|---------------|------------|-----------------------------|------|------|----------------------|----------------------|
|                |               |            | A                           | B    | C    |                      |                      |
| <b>Polybag</b> |               |            |                             |      |      |                      |                      |
| 49047          | 490478        | 1/2"       | 1.43                        | 1.19 | 0.48 | 1                    | 25                   |
| 44047          | 440473        | 1/2"       | 1.43                        | 1.19 | 0.48 | 2                    | 20                   |
| 44048          | 440480        | 3/4"       | 1.47                        | 1.42 | 0.54 | 2                    | 5                    |

## 90° Compression Connector



**Use:**

90° compression type connectors are used to secure and terminate steel EMT conduit to a knockout in a metal box or enclosure where a 90° bend is required. For dry location applications.

- Concrete-tight

**Material:**

- Zinc Die-Cast

**Standards:**


UL 514B  
CSA C22.2 No. 18.3-12

**Certifications:**

UL E155411    SF LR57925

| Model Number                  | UPC (0-31857) | Trade Size | Product Dimensions (inches) |      |      | Retail Pack Quantity | Master Case Quantity |
|-------------------------------|---------------|------------|-----------------------------|------|------|----------------------|----------------------|
|                               |               |            | A                           | B    | C    |                      |                      |
| <b>Polybag</b>                |               |            |                             |      |      |                      |                      |
| 49057                         | 490577        | 1/2"       | 1.35                        | 0.98 | 0.51 | 1                    | 10                   |
| 44057                         | 440572        | 1/2"       | 1.35                        | 0.98 | 0.51 | 2                    | 20                   |
| 49058                         | 490584        | 3/4"       | 1.47                        | 1.23 | 0.52 | 1                    | 10                   |
| 44058                         | 440589        | 3/4"       | 1.47                        | 1.23 | 0.52 | 2                    | 5                    |
| <b>Boxed - Individual UPC</b> |               |            |                             |      |      |                      |                      |
| 02-56059                      | 560591        | 1"         | 2.17                        | 1.52 | 0.68 | 1                    | 10                   |

## Inside Corner Pull Elbow



| Model Number   | UPC (0-31857) | Trade Size | Product Dimensions (inches) |      |      | Retail Pack Quantity | Master Case Quantity |
|----------------|---------------|------------|-----------------------------|------|------|----------------------|----------------------|
|                |               |            | A                           | B    | C    |                      |                      |
| <b>Polybag</b> |               |            |                             |      |      |                      |                      |
| 49591          | 495916        | 1/2"       | 1.80                        | 0.93 | 0.72 | 1                    | 10                   |
| 44591          | 445911        | 1/2"       | 1.80                        | 0.93 | 0.72 | 2                    | 20                   |
| 49592          | 495923        | 3/4"       | 2.00                        | 1.13 | 0.93 | 1                    | 10                   |
| 44592          | 445928        | 3/4"       | 2.00                        | 1.13 | 0.93 | 2                    | 5                    |

### Use:

Inside corner pull elbows are used to facilitate pulling conductors through a 90° bend in a run of steel EMT conduit where it is essential to make tight turns within limited available space.

- Set screw type
- Concrete-tight when taped
- Removable cover

### Material:

- Zinc Die-Cast

### Standards:

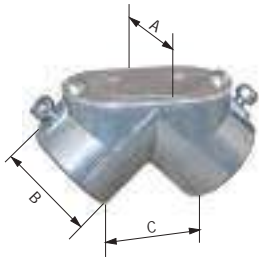
UL 514B

CSA C22.2 No. 18.3-12

### Certifications:

 E155411
  LR57925

## EMT-to-EMT Pull Elbow



**Use:**

EMT-to-EMT pull elbows are used to facilitate pulling conductors through a 90° bend in two runs of steel EMT conduit. The removable cover gives ample access so that wire pulling can be achieved without any obstruction. For dry location applications.

- Set screw type
- Removable aluminum cover

**Material:**

- Zinc Die-Cast
- Stamped Aluminum Cover

**Standards:**

UL 514B  
CSA C22.2 No. 18.3-12

**Certifications:**

UL E155411 SP LR57925

| Model Number                  | UPC (0-31857) | Trade Size | Product Dimensions (inches) |      |      | Retail Pack Quantity | Master Case Quantity |
|-------------------------------|---------------|------------|-----------------------------|------|------|----------------------|----------------------|
|                               |               |            | A                           | B    | C    |                      |                      |
| <b>Polybag</b>                |               |            |                             |      |      |                      |                      |
| 49561                         | 495619        | 1/2"       | 1.31                        | 1.00 | 0.92 | 1                    | 10                   |
| 44561                         | 445614        | 1/2"       | 1.31                        | 1.00 | 0.92 | 2                    | 20                   |
| 49562                         | 495626        | 3/4"       | 1.37                        | 1.27 | 1.17 | 1                    | 10                   |
| 44562                         | 445621        | 3/4"       | 1.37                        | 1.27 | 1.17 | 2                    | 5                    |
| <b>Boxed - Individual UPC</b> |               |            |                             |      |      |                      |                      |
| 02-55563                      | 555634        | 1"         | 1.95                        | 1.57 | 1.46 | 1                    | 10                   |

**WARNING:**  
Cancer and Reproductive Harm  
[www.P65Warnings.ca.gov](http://www.P65Warnings.ca.gov)

## EMT-to-Box Pull Elbow



**Use:**

EMT-to-box pull elbows are used to facilitate pulling conductors through a 90° bend in a run of steel EMT conduit that terminates at a knockout in a metal box or enclosure. The removable cover gives ample access so that wire pulling can be achieved without any obstruction. For dry location applications.

- Set screw type
- Removable aluminum cover

**Material:**

- Zinc Die-Cast
- Stamped Aluminum Cover

**Standards:**

UL 514B  
CSA C22.2 No. 18.3-12

**Certifications:**

UL E155411 SP LR57925

| Model Number                    | UPC (0-31857) | Trade Size | Product Dimensions (inches) |      |      | Retail Pack Quantity | Master Case Quantity |
|---------------------------------|---------------|------------|-----------------------------|------|------|----------------------|----------------------|
|                                 |               |            | A                           | B    | C    |                      |                      |
| <b>Polybag</b>                  |               |            |                             |      |      |                      |                      |
| 49551                           | 495510        | 1/2"       | 1.31                        | 1.00 | 0.92 | 1                    | 10                   |
| 49552                           | 495527        | 3/4"       | 1.37                        | 1.27 | 1.17 | 1                    | 10                   |
| <b>Bulk - No Individual UPC</b> |               |            |                             |      |      |                      |                      |
| 55551                           | 555511        | 1/2"       | 1.34                        | 0.93 | 0.72 | 10                   | 10                   |
| 55552                           | 555528        | 3/4"       | 1.71                        | 1.14 | 0.93 | 5                    | 10                   |

**WARNING:**  
Cancer and Reproductive Harm  
[www.P65Warnings.ca.gov](http://www.P65Warnings.ca.gov)

## Combination Pull Elbow Conduit-to-Conduit



### Use:

Combination pull elbows are used to facilitate pulling conductors through a 90° bend in two runs of IMC, Rigid or steel EMT conduit. The removable cover gives ample access so that wire pulling can be achieved without any obstruction. For dry location applications.

- Set screw for EMT and threaded for Rigid conduit or IMC
- Removable aluminum cover and gasket

### Material:

- Zinc Die-Cast
- Rubber Gasket
- Stamped Aluminum Cover

### Standards:

UL 514B  
CSA C22.2 No. 18.3-12

### Certifications:

E155411 LR57925

## Combination Pull Elbow Conduit-to-Box



### Use:

Combination to box pull elbows are used to facilitate pulling conductors through a 90° bend in a run of IMC, Rigid or steel EMT conduit that terminates at a knockout in a metal box or enclosure. The removable cover gives ample access so that wire pulling can be achieved without any obstruction. For dry location applications.

- Set screw for EMT and threaded for Rigid conduit or IMC
- Removable aluminum cover and gasket

### Material:

- Zinc Die-Cast
- Rubber Gasket
- Stamped Aluminum Cover

### Standards:

UL 514B  
CSA C22.2 No. 18.3-12

### Certifications:

E155411 LR57925

| Model Number   | UPC (0-31857) | Trade Size | Product Dimensions (inches) |      |      | Retail Pack Quantity | Master Case Quantity |
|----------------|---------------|------------|-----------------------------|------|------|----------------------|----------------------|
|                |               |            | A                           | B    | C    |                      |                      |
| <b>Polybag</b> |               |            |                             |      |      |                      |                      |
| 46077          | 460778        | 1/2"       | 1.31                        | 1.00 | 0.92 | 1                    | 10                   |
| 46078          | 460785        | 3/4"       | 1.37                        | 1.27 | 1.17 | 1                    | 10                   |

**For EMT or Rigid Conduit**  
**Also found on page 40**

**WARNING:**  
Cancer and Reproductive Harm  
[www.P65Warnings.ca.gov](http://www.P65Warnings.ca.gov)

| Model Number   | UPC (0-31857) | Trade Size | Product Dimensions (inches) |      |      | Retail Pack Quantity | Master Case Quantity |
|----------------|---------------|------------|-----------------------------|------|------|----------------------|----------------------|
|                |               |            | A                           | B    | C    |                      |                      |
| <b>Polybag</b> |               |            |                             |      |      |                      |                      |
| 46074          | 460747        | 1/2"       | 1.31                        | 1.00 | 0.92 | 1                    | 10                   |
| 46075          | 460754        | 3/4"       | 1.37                        | 1.27 | 1.17 | 1                    | 5                    |

**For EMT or Rigid Conduit**  
**Also found on page 40**

**WARNING:**  
Cancer and Reproductive Harm  
[www.P65Warnings.ca.gov](http://www.P65Warnings.ca.gov)



## Set Screw Conduit Body



**Use:**

Conduit bodies are used to gain access to the interior of a raceway for wire pulling, inspection and maintenance where the raceway changes direction. Pre-assembled with a cover and gasket. For dry location applications.

- Type LB
- Assembled with removable cover and gasket

**Material:**

- Aluminum Die-Cast
- Rubber Gasket
- Stamped Aluminum Cover

**Standards:**

UL 514A & UL 514B  
CSA C22.2 No. 18.1-13 & CSA C22.2 No. 18.3-12


**Certifications:**



| Model Number                  | UPC (0-31857) | Trade Size | Product Dimensions (inches) |      |      | Retail Pack Quantity | Master Case Quantity |
|-------------------------------|---------------|------------|-----------------------------|------|------|----------------------|----------------------|
|                               |               |            | A                           | B    | C    |                      |                      |
| <b>Boxed - Individual UPC</b> |               |            |                             |      |      |                      |                      |
| 02-55841LB                    | 841065        | 1/2"       | 4.34                        | 1.31 | 2.40 | 1                    | 5                    |
| 02-55842LB                    | 842062        | 3/4"       | 5.09                        | 1.54 | 2.60 | 1                    | 5                    |

**WARNING:**  
Cancer and Reproductive Harm  
[www.P65Warnings.ca.gov](http://www.P65Warnings.ca.gov)

## Combination Conduit Body



**Use:**

Combination conduit bodies are used to gain access to the interior of a raceway for wire pulling, inspection and maintenance where the raceway changes direction. Pre-assembled with two covers and gaskets for configuration as LL or LR conduit body.

- Combination type LL/LR
- Set screw for EMT and threaded for Rigid conduit or IMC
- Assembled with removable cover and gasket

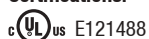
**Material:**

- Aluminum Die-Cast
- Rubber Gasket
- Stamped Aluminum Cover

**Standards:**

UL 514A  
CSA C22.2 No. 18.1-13

**Certifications:**

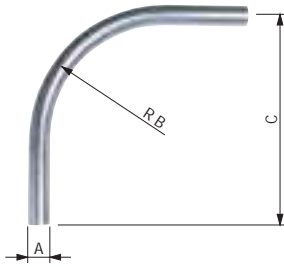


| Model Number                  | UPC (0-31857) | Trade Size | Product Dimensions (inches) |      |      | Retail Pack Quantity | Master Case Quantity |
|-------------------------------|---------------|------------|-----------------------------|------|------|----------------------|----------------------|
|                               |               |            | A                           | B    | C    |                      |                      |
| <b>Boxed - Individual UPC</b> |               |            |                             |      |      |                      |                      |
| 02-55941LLR                   | 941017        | 1/2"       | 4.40                        | 1.94 | 2.07 | 1                    | 5                    |
| 02-55942LLR                   | 942014        | 3/4"       | 5.07                        | 2.18 | 2.29 | 1                    | 5                    |

**For EMT or Rigid Conduit  
Also found on page 41**

**WARNING:**  
Cancer and Reproductive Harm  
[www.P65Warnings.ca.gov](http://www.P65Warnings.ca.gov)

## 90° EMT Elbow



### Use:

90° elbows are used to connect steel EMT conduit together to allow for 90° bends.


### Material:

- Zinc-Plated Steel

### Standards:

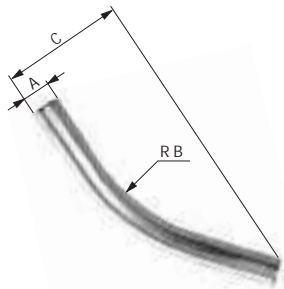
UL 797  
CSA C22.2 No. 83.1-07

### Certifications:

 E364687

| Model Number                  | UPC (0-31857) | Trade Size | Product Dimensions (inches) |      |       | Retail Pack Quantity | Master Case Quantity |
|-------------------------------|---------------|------------|-----------------------------|------|-------|----------------------|----------------------|
|                               |               |            | A                           | B    | C     |                      |                      |
| <b>Boxed - Individual UPC</b> |               |            |                             |      |       |                      |                      |
| 02-55541PE                    | 005412        | 1/2"       | 0.71                        | 4.02 | 6.25  | 1                    | 15                   |
| 02-55542PE                    | 005429        | 3/4"       | 0.92                        | 4.49 | 7.06  | 1                    | 10                   |
| 02-55543PE                    | 005436        | 1"         | 1.16                        | 5.75 | 9.25  | 1                    | 10                   |
| 02-55544PE                    | 005443        | 1-1/4"     | 1.51                        | 7.24 | 10.50 | 1                    | 5                    |
| 02-55545PE                    | 005450        | 1-1/2"     | 1.74                        | 8.27 | 12.63 | 1                    | 4                    |
| 02-55546PE                    | 005467        | 2"         | 2.20                        | 9.49 | 14.25 | 1                    | 2                    |

## 45° EMT Elbow



### Use:


45° EMT elbows are used to connect steel EMT conduit together to allow for 45° bends.

### Material:

- Zinc-Plated Steel

| Model Number                  | UPC (0-31857) | Trade Size | Product Dimensions (inches) |      |      | Retail Pack Quantity | Master Case Quantity |
|-------------------------------|---------------|------------|-----------------------------|------|------|----------------------|----------------------|
|                               |               |            | A                           | B    | C    |                      |                      |
| <b>Boxed - Individual UPC</b> |               |            |                             |      |      |                      |                      |
| 02-55521PE                    | 005214        | 1/2"       | 0.50                        | 4.00 | 3.00 | 1                    | 10                   |
| 02-55522PE                    | 005221        | 3/4"       | 0.75                        | 4.50 | 3.62 | 1                    | 10                   |
| 02-55523PE                    | 005238        | 1"         | 1.00                        | 5.75 | 4.33 | 1                    | 10                   |
| 02-55524PE                    | 005245        | 1-1/4"     | 1.25                        | 7.25 | 5.15 | 1                    | 10                   |
| 02-55525PE                    | 005252        | 1-1/2"     | 1.50                        | 8.25 | 6.74 | 1                    | 10                   |
| 02-55526PE                    | 005269        | 2"         | 2.00                        | 9.50 | 7.12 | 1                    | 10                   |

# One-Hole Strap



**Use:**

One-hole straps are used to provide support for steel EMT conduit as required by the National Electric Code (NEC).

- Snap-on type

**Material:**

- Zinc-Plated Steel

**Standards:**

UL 2239  
CSA C22.2 No. 18.4-15

**Certifications:**



| Model Number                    | UPC (0-31857) | Trade Size | Product Dimensions (inches) |      |      | Retail Pack Quantity | Master Case Quantity |
|---------------------------------|---------------|------------|-----------------------------|------|------|----------------------|----------------------|
|                                 |               |            | A                           | B    | C    |                      |                      |
| <b>Polybag</b>                  |               |            |                             |      |      |                      |                      |
| 47920                           | 479206        | 1/2"       | 1.55                        | 0.56 | 0.76 | 3                    | 50                   |
| 18071                           | 180713        | 1/2"       | 1.55                        | 0.56 | 0.76 | 5                    | 10                   |
| 42950                           | 429508        | 1/2"       | 1.55                        | 0.56 | 0.76 | 5                    | 40                   |
| 44920                           | 449209        | 1/2"       | 1.55                        | 0.56 | 0.76 | 10                   | 20                   |
| 45920S                          | 459208        | 1/2"       | 1.55                        | 0.56 | 0.76 | 25                   | 20                   |
| 49921                           | 499211        | 3/4"       | 1.93                        | 0.60 | 1.02 | 3                    | 25                   |
| 18072                           | 180720        | 3/4"       | 1.93                        | 0.60 | 1.02 | 4                    | 10                   |
| 47921                           | 479213        | 3/4"       | 1.93                        | 0.60 | 1.02 | 4                    | 25                   |
| 42951                           | 429515        | 3/4"       | 1.93                        | 0.60 | 1.02 | 5                    | 25                   |
| 45921S                          | 459215        | 3/4"       | 1.93                        | 0.60 | 1.02 | 15                   | 20                   |
| 43921                           | 439217        | 3/4"       | 1.93                        | 0.60 | 1.02 | 20                   | 20                   |
| 49922                           | 499228        | 1"         | 2.38                        | 0.92 | 1.26 | 1                    | 15                   |
| 44922                           | 449223        | 1"         | 2.38                        | 0.92 | 1.26 | 4                    | 20                   |
| 42952                           | 429522        | 1"         | 2.38                        | 0.92 | 1.26 | 5                    | 20                   |
| 49923                           | 499235        | 1-1/4"     | 3.02                        | 0.99 | 1.61 | 1                    | 25                   |
| 42953                           | 429539        | 1-1/4"     | 3.02                        | 0.99 | 1.61 | 2                    | 20                   |
| 44923                           | 449230        | 1-1/4"     | 3.02                        | 0.99 | 1.61 | 4                    | 20                   |
| 49924                           | 499242        | 1-1/2"     | 3.46                        | 1.04 | 1.93 | 1                    | 25                   |
| 44924                           | 449247        | 1-1/2"     | 3.46                        | 1.04 | 1.93 | 2                    | 20                   |
| 49925                           | 499259        | 2"         | 4.07                        | 1.27 | 2.47 | 1                    | 15                   |
| 44925                           | 449254        | 2"         | 4.07                        | 1.27 | 2.47 | 2                    | 8                    |
| <b>Bulk - No Individual UPC</b> |               |            |                             |      |      |                      |                      |
| 55920-S                         | 559205        | 1/2"       | 1.55                        | 0.56 | 0.76 | 100                  | 10                   |
| 55921-S                         | 559212        | 3/4"       | 1.93                        | 0.60 | 1.02 | 50                   | 10                   |
| 55922-S                         | 559229        | 1"         | 2.38                        | 0.92 | 1.26 | 25                   | 10                   |
| <b>Contractor Pack</b>          |               |            |                             |      |      |                      |                      |
| 1901                            | 659202        | 1/2"       | 1.55                        | 0.56 | 0.76 | 100                  | 5                    |
| 1902                            | 659219        | 3/4"       | 1.93                        | 0.60 | 1.02 | 50                   | 5                    |

## Two-Hole Strap



### Use:

Two-hole straps are used to provide support for steel EMT conduit where higher load bearing supports are needed as required by the National Electric Code (NEC).

- Snap-on type

### Material:

- Zinc-Plated Steel

### Standards:

UL 2239

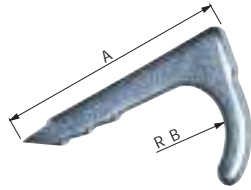
CSA C22.2 No. 18.4-15

### Certifications:

 E229278

| Model Number                    | UPC (0-31857) | Trade Size | Product Dimensions (inches) |      |      | Retail Pack Quantity | Master Case Quantity |
|---------------------------------|---------------|------------|-----------------------------|------|------|----------------------|----------------------|
|                                 |               |            | A                           | B    | C    |                      |                      |
| <b>Polybag</b>                  |               |            |                             |      |      |                      |                      |
| 47820                           | 478209        | 1/2"       | 2.13                        | 0.55 | 0.75 | 3                    | 25                   |
| 49820                           | 498207        | 1/2"       | 2.13                        | 0.55 | 0.75 | 4                    | 15                   |
| 18823                           | 188238        | 1/2"       | 2.13                        | 0.55 | 0.75 | 5                    | 10                   |
| 42820                           | 428204        | 1/2"       | 2.13                        | 0.55 | 0.75 | 5                    | 15                   |
| 40920                           | 409203        | 1/2"       | 2.13                        | 0.55 | 0.75 | 10                   | 20                   |
| 41920                           | 419202        | 1/2"       | 2.13                        | 0.55 | 0.75 | 25                   | 8                    |
| 49821                           | 498214        | 3/4"       | 2.62                        | 0.63 | 0.95 | 3                    | 25                   |
| 18824                           | 188245        | 3/4"       | 2.62                        | 0.63 | 0.95 | 4                    | 10                   |
| 42821                           | 428211        | 3/4"       | 2.62                        | 0.63 | 0.95 | 5                    | 20                   |
| 41921                           | 419219        | 3/4"       | 2.62                        | 0.63 | 0.95 | 15                   | 20                   |
| 43821                           | 438210        | 3/4"       | 2.62                        | 0.63 | 0.95 | 20                   | 20                   |
| 49822                           | 498221        | 1"         | 2.80                        | 0.69 | 1.11 | 1                    | 15                   |
| 41922                           | 419226        | 1"         | 2.80                        | 0.69 | 1.11 | 4                    | 20                   |
| 42822                           | 428228        | 1"         | 2.80                        | 0.69 | 1.11 | 5                    | 20                   |
| 49823                           | 498238        | 1-1/4"     | 3.25                        | 0.75 | 1.43 | 1                    | 25                   |
| 41923                           | 419233        | 1-1/4"     | 3.25                        | 0.75 | 1.43 | 4                    | 20                   |
| 42823                           | 428235        | 1-1/4"     | 3.25                        | 0.75 | 1.43 | 5                    | 15                   |
| 49824                           | 498245        | 1-1/2"     | 4.09                        | 0.87 | 1.67 | 1                    | 25                   |
| 41924                           | 419240        | 1-1/2"     | 4.09                        | 0.87 | 1.67 | 2                    | 20                   |
| 49825                           | 498252        | 2"         | 4.76                        | 1.00 | 2.21 | 1                    | 25                   |
| 41925                           | 419257        | 2"         | 4.76                        | 1.00 | 2.21 | 2                    | 20                   |
| <b>Bulk - No Individual UPC</b> |               |            |                             |      |      |                      |                      |
| 51920                           | 519209        | 1/2"       | 2.13                        | 0.55 | 0.75 | 100                  | 10                   |
| 51921                           | 519216        | 3/4"       | 2.62                        | 0.63 | 0.95 | 50                   | 10                   |
| 51922                           | 519223        | 1"         | 2.80                        | 0.69 | 1.11 | 50                   | 10                   |
| <b>Contractor Pack</b>          |               |            |                             |      |      |                      |                      |
| TH-1901                         | 619206        | 1/2"       | 2.13                        | 0.55 | 0.75 | 100                  | 2                    |
| TH-1902                         | 619213        | 3/4"       | 2.62                        | 0.63 | 0.95 | 50                   | 2                    |

## Nail Strap



**Use:**

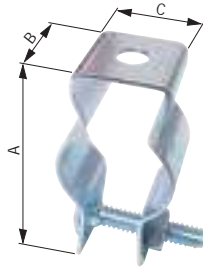
Nail straps are used to secure steel EMT conduit to wooden structure members. Can be used in place of one or two hole straps.

**Material:**

- Zinc-Plated Steel

| Model Number           | UPC (0-31857) | Trade Size | Product Dimensions (inches) |      |   | Retail Pack Quantity | Master Case Quantity |
|------------------------|---------------|------------|-----------------------------|------|---|----------------------|----------------------|
|                        |               |            | A                           | B    | C |                      |                      |
| <b>Polybag</b>         |               |            |                             |      |   |                      |                      |
| 18600                  | 186005        | 1/2"       | 2.00                        | 0.35 | - | 10                   | 10                   |
| 49600                  | 496005        | 1/2"       | 2.00                        | 0.35 | - | 3                    | 50                   |
| 47600                  | 476007        | 1/2"       | 2.00                        | 0.35 | - | 4                    | 75                   |
| 18609                  | 186098        | 3/4"       | 2.12                        | 0.46 | - | 10                   | 10                   |
| 49609                  | 496098        | 3/4"       | 2.12                        | 0.46 | - | 3                    | 50                   |
| 47609                  | 476090        | 3/4"       | 2.12                        | 0.46 | - | 4                    | 75                   |
| 49610                  | 496104        | 1"         | 2.25                        | 0.58 | - | 2                    | 50                   |
| <b>Contractor Pack</b> |               |            |                             |      |   |                      |                      |
| 55600                  | 256005        | 1/2"       | 2.00                        | 0.35 | - | 100                  | 2                    |
| 55601                  | 256012        | 3/4"       | 2.12                        | 0.46 | - | 100                  | 2                    |

## Conduit Hanger



**Use:**

Conduit hangers are used to secure and suspend EMT and Rigid conduits from overhead supports.

- Carriage bolt and nut attached

**Material:**

- Zinc-Plated Steel

**Standards:**

UL 2239  
CSA C22.2 No. 18.4-15

**Certifications:**




| Model Number                    | UPC (0-31857) | Trade Size | Product Dimensions (inches) |      |      | Retail Pack Quantity | Master Case Quantity |
|---------------------------------|---------------|------------|-----------------------------|------|------|----------------------|----------------------|
|                                 |               |            | A                           | B    | C    |                      |                      |
| <b>Polybag</b>                  |               |            |                             |      |      |                      |                      |
| 49100                           | 491000        | 0          | 1.95                        | 0.76 | 0.69 | 1                    | 50                   |
| 44100                           | 441005        | 0          | 1.95                        | 0.76 | 0.69 | 5                    | 20                   |
| 49110                           | 491109        | 1          | 2.21                        | 0.76 | 0.81 | 1                    | 30                   |
| 44110                           | 441104        | 1          | 2.21                        | 0.76 | 0.81 | 5                    | 20                   |
| 49120                           | 491208        | 2          | 2.53                        | 0.87 | 0.92 | 1                    | 20                   |
| 44120                           | 441203        | 2          | 2.53                        | 0.87 | 0.92 | 2                    | 20                   |
| 49130                           | 491307        | 2-1/2      | 2.73                        | 0.87 | 0.98 | 1                    | 12                   |
| 49135                           | 491352        | 3          | 3.32                        | 0.96 | 1.10 | 1                    | 20                   |
| 44140                           | 441401        | 4          | 3.32                        | 0.96 | 1.10 | 2                    | 20                   |
| 44150                           | 441500        | 5          | 4.06                        | 0.96 | 1.12 | 2                    | 20                   |
| <b>Boxed - Individual UPC</b>   |               |            |                             |      |      |                      |                      |
| 49140                           | 491406        | 4          | 3.32                        | 0.96 | 1.10 | 1                    | 20                   |
| 49145                           | 491451        | 5          | 4.06                        | 0.96 | 1.12 | 1                    | 20                   |
| 52155                           | 521554        | 6          | 4.83                        | 1.18 | 1.26 | 1                    | 25                   |
| 52156                           | 521561        | 7          | 5.31                        | 1.18 | 1.26 | 1                    | 10                   |
| <b>Bulk - No Individual UPC</b> |               |            |                             |      |      |                      |                      |
| 52100                           | 521004        | 0          | 1.95                        | 0.76 | 0.69 | 50                   | 10                   |
| 52110                           | 521103        | 1          | 2.21                        | 0.76 | 0.81 | 100                  | 1                    |
| 52120                           | 521202        | 2          | 2.53                        | 0.87 | 0.92 | 100                  | 1                    |
| 52130                           | 521301        | 2-1/2      | 2.73                        | 0.87 | 0.98 | 100                  | 1                    |
| <b>Contractor Pack</b>          |               |            |                             |      |      |                      |                      |
| 54100                           | 541002        | 0          | 1.95                        | 0.76 | 0.69 | 25                   | 2                    |
| 54110                           | 541101        | 1          | 2.21                        | 0.76 | 0.81 | 20                   | 2                    |


| Trade Size | EMT    | Rigid (HW)  |
|------------|--------|-------------|
| 0          | 1/2"   | 3/8" & 1/2" |
| 1          | 3/4"   | 3/4"        |
| 2          | 1"     | 1"          |
| 2-1/2      | 1-1/4" | -           |
| 3          | 1-1/2" | 1-1/4"      |
| 4          | -      | 1-1/2"      |
| 5          | 2"     | 2"          |
| 6          | -      | 2-1/2"      |
| 7          | -      | 3"          |

Also found on page 88

## Pipe Cap



Size 1/2" to 1"



Size 1-1/4" to 2"

### Use:

EMT pipe caps are placed on the end of an EMT conduit run to temporarily seal out debris before wires are pulled.

- 1-1/4" to 2" double set screw

### Material:

- Zinc-Plated Steel

| Model Number                  | UPC (0-31857) | Trade Size | Product Dimensions (inches) |      |      | Retail Pack Quantity | Master Case Quantity |
|-------------------------------|---------------|------------|-----------------------------|------|------|----------------------|----------------------|
|                               |               |            | A                           | B    | C    |                      |                      |
| <b>Polybag</b>                |               |            |                             |      |      |                      |                      |
| 41581                         | 415815        | 1/2"       | 1.68                        | 0.73 | 0.06 | 1                    | 20                   |
| 41582                         | 415822        | 3/4"       | 2.10                        | 0.95 | 0.06 | 1                    | 12                   |
| <b>Boxed - Individual UPC</b> |               |            |                             |      |      |                      |                      |
| 41583                         | 415839        | 1"         | 2.50                        | 1.19 | 0.06 | 1                    | 10                   |
| 41584                         | 415846        | 1-1/4"     | 3.26                        | 1.58 | 0.06 | 1                    | 10                   |
| 41585                         | 415853        | 1-1/2"     | 3.76                        | 1.78 | 0.06 | 1                    | 5                    |
| 41586                         | 415860        | 2"         | 4.00                        | 2.23 | 0.06 | 1                    | 5                    |

## Insulating Bushing



### Use:

Insulating bushings are used on the end of EMT conduit to provide a smooth, well-rounded bearing surface to protect wires or cables as required by the National Electric Code (NEC).

### Material:

- Non-Metallic

| Model Number   | UPC (0-31857) | Trade Size | Product Dimensions (inches) |      |   | Retail Pack Quantity | Master Case Quantity |
|----------------|---------------|------------|-----------------------------|------|---|----------------------|----------------------|
|                |               |            | A                           | B    | C |                      |                      |
| <b>Polybag</b> |               |            |                             |      |   |                      |                      |
| 48200          | 482008        | 1/2"       | 0.52                        | 0.57 | - | 4                    | 10                   |
| 48202          | 482022        | 3/4"       | 0.54                        | 0.76 | - | 4                    | 10                   |

**WARNING:**  
Cancer and Reproductive Harm  
[www.P65Warnings.ca.gov](http://www.P65Warnings.ca.gov).

## Compression Connector



### Use:

Compression type connectors are used to secure and terminate threadless Rigid conduit or IMC to a steel outlet box or metal enclosure.

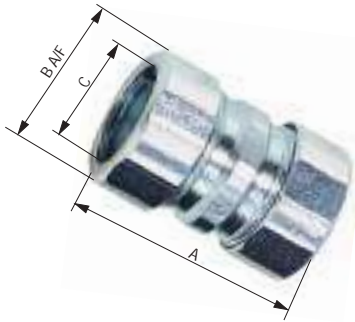
- Concrete-tight

### Material:

- Zinc-Plated Steel

| Model Number                  | UPC (0-31857) | Trade Size | Product Dimensions (inches) |      |      | Retail Pack Quantity | Master Case Quantity |
|-------------------------------|---------------|------------|-----------------------------|------|------|----------------------|----------------------|
|                               |               |            | A                           | B    | C    |                      |                      |
| <b>Polybag</b>                |               |            |                             |      |      |                      |                      |
| 49050                         | 490508        | 1/2"       | 1.31                        | 1.13 | 0.50 | 1                    | 25                   |
| 44050                         | 440503        | 1/2"       | 1.31                        | 1.13 | 0.50 | 2                    | 5                    |
| 49051                         | 490515        | 3/4"       | 1.48                        | 1.37 | 0.52 | 1                    | 10                   |
| 44051                         | 440510        | 3/4"       | 1.48                        | 1.37 | 0.52 | 2                    | 5                    |
| <b>Boxed - Individual UPC</b> |               |            |                             |      |      |                      |                      |
| 02-55052                      | 550523        | 1"         | 1.53                        | 1.69 | 0.64 | 1                    | 5                    |
| 02-55053                      | 550539        | 1-1/4"     | 1.70                        | 2.07 | 0.68 | 1                    | 2                    |
| 02-55054                      | 550546        | 1-1/2"     | 1.96                        | 2.28 | 0.72 | 1                    | 2                    |
| 02-55055                      | 550554        | 2"         | 2.07                        | 2.79 | 0.72 | 1                    | 2                    |

## Compression Coupling



### Use:

Compression type couplings are used to join two lengths of threadless Rigid conduit or IMC.

- Concrete-tight

### Material:

- Zinc-Plated Steel

| Model Number                  | UPC (0-31857) | Trade Size | Product Dimensions (inches) |      |      | Retail Pack Quantity | Master Case Quantity |
|-------------------------------|---------------|------------|-----------------------------|------|------|----------------------|----------------------|
|                               |               |            | A                           | B    | C    |                      |                      |
| <b>Polybag</b>                |               |            |                             |      |      |                      |                      |
| 49060                         | 490607        | 1/2"       | 1.64                        | 1.13 | 0.85 | 1                    | 5                    |
| 49061                         | 490614        | 3/4"       | 1.80                        | 1.37 | 1.07 | 1                    | 5                    |
| <b>Boxed - Individual UPC</b> |               |            |                             |      |      |                      |                      |
| 02-55062                      | 550622        | 1"         | 1.88                        | 1.69 | 1.29 | 1                    | 5                    |
| 02-55063                      | 550639        | 1-1/4"     | 2.09                        | 2.07 | 1.61 | 1                    | 5                    |
| 02-55064                      | 550646        | 1-1/2"     | 2.40                        | 2.28 | 1.85 | 1                    | 5                    |
| 02-55065                      | 550653        | 2"         | 2.33                        | 2.78 | 2.33 | 1                    | 2                    |

## Threaded Coupling



**Use:**

Threaded couplings are used to join two lengths of threaded Rigid conduit or IMC.

**Material:**

- Zinc-Plated Steel

**Standards:**


UL 6  
CSA C22.2 No. 45.1-07

**Certifications:**

 E468931

| Model Number                  | UPC (0-31857) | Trade Size | Product Dimensions (inches) |      |   | Retail Pack Quantity | Master Case Quantity |
|-------------------------------|---------------|------------|-----------------------------|------|---|----------------------|----------------------|
|                               |               |            | A                           | B    | C |                      |                      |
| <b>Boxed - Individual UPC</b> |               |            |                             |      |   |                      |                      |
| 02-55080                      | 550806        | 1/2"       | 1.01                        | 1.63 | - | 1                    | 12                   |
| 02-55081                      | 550813        | 3/4"       | 1.25                        | 1.64 | - | 1                    | 12                   |
| 02-55082                      | 550820        | 1"         | 1.52                        | 1.97 | - | 1                    | 10                   |
| 02-55083                      | 550837        | 1-1/4"     | 1.87                        | 2.03 | - | 1                    | 5                    |
| 02-55084                      | 550844        | 1-1/2"     | 2.15                        | 2.06 | - | 1                    | 5                    |
| 02-55085                      | 550851        | 2"         | 2.65                        | 2.13 | - | 1                    | 4                    |
| 02-55086                      | 550868        | 2-1/2"     | 3.25                        | 3.19 | - | 1                    | 4                    |

## EMT-to-Rigid Combination Coupling



**Use:**

Combination couplings are used to join a run of unthreaded Rigid conduit or IMC to EMT conduit.

- Set screw type

**Material:**


- Zinc-Plated Steel

| Model Number                  | UPC (0-31857) | Trade Size | Product Dimensions (inches) |      |      | Retail Pack Quantity | Master Case Quantity |
|-------------------------------|---------------|------------|-----------------------------|------|------|----------------------|----------------------|
|                               |               |            | A                           | B    | C    |                      |                      |
| <b>Boxed - Individual UPC</b> |               |            |                             |      |      |                      |                      |
| 55690                         | 556907        | 1/2"       | 2.20                        | 0.90 | 0.72 | 1                    | 10                   |
| 55692                         | 556921        | 3/4"       | 2.66                        | 1.06 | 0.92 | 1                    | 5                    |

Also found on page 18



## Threaded Nipple



### Use:

Threaded nipples are used to extend a length of threaded Rigid conduit or IMC. May also be used to connect two steel outlet boxes or metal enclosures together.

### Material:

- Zinc-Plated Steel

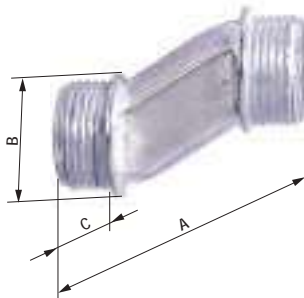
### Standards:

UL 6  
CSA C22.2 No. 45.1-07

### Certifications:

UL<sup>®</sup> E468931

## Offset Nipple



### Use:

Offset nipples are used to provide an offset connection between two outlet boxes or metal enclosures.

- 3/4" axis

### Material:

- Zinc Die-Cast

### Standards:

UL 514B  
CSA C22.2 No. 18.3-12

### Certifications:

UL<sup>®</sup> E155411   SF<sup>®</sup> LR57925




| Model Number                  | UPC (0-31857) | Trade Size    | Product Dimensions (inches) |       |   | Retail Pack Quantity | Master Case Quantity |
|-------------------------------|---------------|---------------|-----------------------------|-------|---|----------------------|----------------------|
|                               |               |               | A                           | B     | C |                      |                      |
| <b>Polybag</b>                |               |               |                             |       |   |                      |                      |
| 44360                         | 443603        | 1/2" / CL     | 0.50                        | 1.12  | - | 2                    | 10                   |
| 54251                         | 542511        | 1/2" x 1-1/2" | 0.50                        | 1.50  | - | 1                    | 25                   |
| 44370                         | 443702        | 1/2" x 2"     | 0.50                        | 2.00  | - | 2                    | 8                    |
| 44361                         | 443610        | 3/4" / CL     | 0.75                        | 1.37  | - | 2                    | 8                    |
| 44371                         | 443719        | 3/4" x 2"     | 0.75                        | 2.00  | - | 2                    | 5                    |
| <b>Boxed - Individual UPC</b> |               |               |                             |       |   |                      |                      |
| 54254                         | 542542        | 1/2" x 3"     | 0.50                        | 3.00  | - | 1                    | 25                   |
| 54258                         | 542580        | 1/2" x 6"     | 0.50                        | 6.00  | - | 1                    | 25                   |
| 54261                         | 542610        | 3/4" x 1-1/2" | 0.75                        | 1.50  | - | 1                    | 25                   |
| 54264                         | 542641        | 3/4" x 3"     | 0.75                        | 3.00  | - | 1                    | 25                   |
| 54268                         | 542689        | 3/4" x 6"     | 0.75                        | 6.00  | - | 1                    | 25                   |
| 54270                         | 542702        | 1" / CL       | 1.00                        | 1.50  | - | 1                    | 10                   |
| 54274                         | 542740        | 1" x 3"       | 1.00                        | 3.00  | - | 1                    | 10                   |
| 54280                         | 542801        | 1-1/4" / CL   | 1.25                        | 1.63  | - | 1                    | 10                   |
| 54281                         | 542818        | 1-1/4" x 2"   | 1.25                        | 2.00  | - | 1                    | 25                   |
| 54284                         | 542849        | 1-1/4" x 3"   | 1.25                        | 3.00  | - | 1                    | 10                   |
| 54364                         | 543648        | 1-1/4" x 6"   | 1.25                        | 6.00  | - | 1                    | 6                    |
| 54290                         | 542900        | 1-1/2" / CL   | 1.50                        | 1.75  | - | 1                    | 10                   |
| 54365                         | 543655        | 1-1/2" x 6"   | 1.50                        | 6.00  | - | 1                    | 4                    |
| 54300                         | 543006        | 2" / CL       | 2.00                        | 2.00  | - | 1                    | 10                   |
| 54304                         | 543044        | 2" x 3"       | 2.00                        | 3.00  | - | 1                    | 6                    |
| 54306                         | 543068        | 2" x 4"       | 2.00                        | 4.00  | - | 1                    | 5                    |
| 54366                         | 543662        | 2" x 6"       | 2.00                        | 6.00  | - | 1                    | 5                    |
| 54309                         | 543099        | 2" x 8"       | 2.00                        | 8.00  | - | 1                    | 2                    |
| 54355                         | 543556        | 2" x 10"      | 2.00                        | 10.00 | - | 1                    | 2                    |
| 54326                         | 543266        | 3" x 4"       | 3.00                        | 4.00  | - | 1                    | 2                    |

CL - Close

| Model Number                  | UPC (0-31857) | Trade Size | Product Dimensions (inches) |      |      | Retail Pack Quantity | Master Case Quantity |
|-------------------------------|---------------|------------|-----------------------------|------|------|----------------------|----------------------|
|                               |               |            | A                           | B    | C    |                      |                      |
| <b>Polybag</b>                |               |            |                             |      |      |                      |                      |
| 49020                         | 490201        | 1/2"       | 2.42                        | 0.94 | 0.43 | 1                    | 20                   |
| 49021                         | 490218        | 3/4"       | 2.40                        | 1.18 | 0.43 | 1                    | 10                   |
| <b>Boxed - Individual UPC</b> |               |            |                             |      |      |                      |                      |
| 02-51522                      | 515225        | 1"         | 2.72                        | 1.45 | 0.60 | 1                    | 10                   |
| 51522M                        | 111120        | 1"         | 2.72                        | 1.45 | 0.60 | 1                    | 10                   |
| 02-51523                      | 515232        | 1-1/4"     | 2.81                        | 1.81 | 0.59 | 1                    | 10                   |
| 51523M                        | 111137        | 1-1/4"     | 2.81                        | 1.81 | 0.59 | 1                    | 5                    |
| 02-51524                      | 515249        | 1-1/2"     | 3.03                        | 2.05 | 0.71 | 1                    | 5                    |
| 51524M                        | 111144        | 1-1/2"     | 3.03                        | 2.05 | 0.71 | 1                    | 5                    |
| 02-51525                      | 515256        | 2"         | 3.15                        | 2.57 | 0.77 | 1                    | 5                    |
| 51525M                        | 111151        | 2"         | 3.15                        | 2.57 | 0.77 | 1                    | 2                    |



## Conduit Nipple



**Use:**

Conduit nipples are used in conjunction with locknuts to provide a short raceway between two outlet boxes or metal enclosures.

**Material:**

- Zinc Die-Cast

**Standards:**

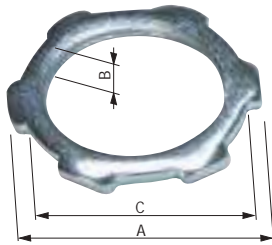
UL 514B  
CSA C22.2 No. 18.3-12

**Certifications:**

UL E155411 SP LR57925

| Model Number                  | UPC (0-31857) | Trade Size | Product Dimensions (inches) |      |      | Retail Pack Quantity | Master Case Quantity |
|-------------------------------|---------------|------------|-----------------------------|------|------|----------------------|----------------------|
|                               |               |            | A                           | B    | C    |                      |                      |
| <b>Polybag</b>                |               |            |                             |      |      |                      |                      |
| 49202                         | 492021        | 1/2"       | 0.93                        | 0.59 | 0.44 | 1                    | 25                   |
| 49203                         | 492038        | 3/4"       | 1.19                        | 0.71 | 0.50 | 1                    | 10                   |
| 49204                         | 492045        | 1"         | 1.39                        | 0.84 | 0.62 | 1                    | 25                   |
| 49205                         | 492052        | 1-1/4"     | 1.75                        | 0.88 | 0.63 | 1                    | 12                   |
| 49206                         | 492069        | 1-1/2"     | 2.13                        | 0.91 | 0.63 | 1                    | 10                   |
| 49209                         | 492090        | 2"         | 2.55                        | 1.02 | 0.72 | 1                    | 10                   |
| <b>Boxed - Individual UPC</b> |               |            |                             |      |      |                      |                      |
| 02-57208                      | 572082        | 2-1/2"     | 3.22                        | 1.44 | 1.04 | 1                    | 2                    |

## Conduit Locknut



**Use:**

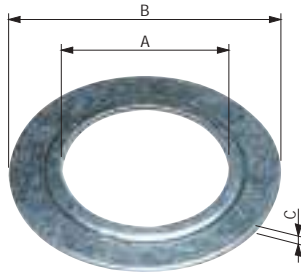
Conduit locknuts are used for securing Rigid conduit, IMC and other threaded connectors to a steel outlet box or metal enclosure.

**Material:**

- Zinc-Plated Steel

| Model Number                    | UPC (0-31857) | Trade Size | Product Dimensions (inches) |      |      | Retail Pack Quantity | Master Case Quantity |
|---------------------------------|---------------|------------|-----------------------------|------|------|----------------------|----------------------|
|                                 |               |            | A                           | B    | C    |                      |                      |
| <b>Polybag</b>                  |               |            |                             |      |      |                      |                      |
| 49101                           | 491017        | 1/2"       | 1.12                        | 0.09 | 1.00 | 2                    | 100                  |
| 47101                           | 471019        | 1/2"       | 1.12                        | 0.09 | 1.00 | 3                    | 50                   |
| 45101                           | 451011        | 1/2"       | 1.12                        | 0.09 | 1.00 | 20                   | 20                   |
| 48102                           | 481025        | 3/4"       | 1.39                        | 0.10 | 1.25 | 2                    | 50                   |
| 49102                           | 491024        | 3/4"       | 1.39                        | 0.10 | 1.25 | 2                    | 100                  |
| 45102                           | 451028        | 3/4"       | 1.39                        | 0.10 | 1.25 | 20                   | 20                   |
| 47103                           | 471033        | 1"         | 1.70                        | 0.13 | 1.56 | 1                    | 50                   |
| 49103                           | 491031        | 1"         | 1.70                        | 0.13 | 1.56 | 2                    | 50                   |
| 49104                           | 491048        | 1-1/4"     | 2.04                        | 0.13 | 1.91 | 1                    | 50                   |
| 47104                           | 471040        | 1-1/4"     | 2.04                        | 0.13 | 1.91 | 2                    | 18                   |
| 49105                           | 491055        | 1-1/2"     | 2.36                        | 0.13 | 2.16 | 1                    | 25                   |
| 47105                           | 471057        | 1-1/2"     | 2.36                        | 0.13 | 2.16 | 2                    | 15                   |
| 49106                           | 491062        | 2"         | 2.87                        | 0.13 | 2.68 | 1                    | 25                   |
| 47106                           | 471064        | 2"         | 2.87                        | 0.13 | 2.68 | 2                    | 25                   |
| 49107                           | 491079        | 2-1/2"     | 3.52                        | 0.16 | 3.25 | 1                    | 10                   |
| 49108                           | 491086        | 3"         | 4.13                        | 0.16 | 3.95 | 1                    | 10                   |
| <b>Bulk - No Individual UPC</b> |               |            |                             |      |      |                      |                      |
| 55101                           | 551018        | 1/2"       | 1.12                        | 0.09 | 1.00 | 100                  | 10                   |
| 55102                           | 551025        | 3/4"       | 1.39                        | 0.10 | 1.25 | 100                  | 10                   |
| 55103                           | 551032        | 1"         | 1.70                        | 0.13 | 1.56 | 100                  | 10                   |

## Reducing Washer



### Use:

Reducing washers are used to reduce the size of a knockout in a steel outlet box or metal enclosure. Two reducing washers are required for each knockout.

- Embossed for self-centering

### Material:

- Zinc-Plated Steel

### Standards:

UL 514B  
CSA C22.2 No. 18.3-12

### Certifications:

UL<sub>US</sub> E121487

## Reducing Bushing



### Use:

Reducing bushings are used to reduce the entry size of threaded conduit to allow joining conduits of two different sizes.

### Material:

- Zinc Die-Cast
- Zinc-Plated Steel

### Standards:


Die-Cast: UL 514B  
CSA C22.2 No. 18.3-12

### Certifications:


Die-Cast: UL<sub>US</sub> E155411    LR57925

| Model Number                    | UPC (0-31857) | Trade Size      | Product Dimensions (inches) |      |      | Retail Pack Quantity | Master Case Quantity |
|---------------------------------|---------------|-----------------|-----------------------------|------|------|----------------------|----------------------|
|                                 |               |                 | A                           | B    | C    |                      |                      |
| <b>Polybag</b>                  |               |                 |                             |      |      |                      |                      |
| 49301                           | 493011        | 3/4" - 1/2"     | 0.87                        | 1.44 | 0.04 | 2                    | 50                   |
| 18002                           | 180027        | 3/4" - 1/2"     | 0.87                        | 1.44 | 0.04 | 4                    | 10                   |
| 49302                           | 493028        | 1" - 1/2"       | 0.87                        | 1.75 | 0.04 | 2                    | 25                   |
| 18000                           | 180003        | 1" - 1/2"       | 0.87                        | 1.75 | 0.04 | 4                    | 10                   |
| 49303                           | 493035        | 1" - 3/4"       | 1.11                        | 1.75 | 0.04 | 2                    | 25                   |
| 18001                           | 180010        | 1" - 3/4"       | 1.11                        | 1.75 | 0.04 | 4                    | 10                   |
| 49305                           | 493059        | 1-1/4" - 3/4"   | 1.11                        | 2.19 | 0.04 | 2                    | 15                   |
| 18011                           | 180119        | 1-1/4" - 1"     | 1.37                        | 2.19 | 0.04 | 2                    | 10                   |
| 49306                           | 493066        | 1-1/4" - 1"     | 1.37                        | 2.19 | 0.04 | 2                    | 20                   |
| 49309                           | 493097        | 1-1/2" - 1"     | 1.37                        | 2.44 | 0.04 | 2                    | 25                   |
| 18012                           | 180126        | 1-1/2" - 1-1/4" | 1.72                        | 2.44 | 0.04 | 2                    | 10                   |
| 49310                           | 493103        | 1-1/2" - 1-1/4" | 1.72                        | 2.44 | 0.04 | 2                    | 50                   |
| 49314                           | 493141        | 2" - 1-1/4"     | 1.72                        | 3.00 | 0.04 | 2                    | 25                   |
| 49315                           | 493158        | 2" - 1-1/2"     | 1.98                        | 3.00 | 0.04 | 2                    | 20                   |
| 49421                           | 494216        | 2-1/2" - 2"     | 2.46                        | 3.50 | 0.04 | 2                    | 25                   |
| <b>Bulk - No Individual UPC</b> |               |                 |                             |      |      |                      |                      |
| 55001                           | 550011        | 3/4" - 1/2"     | 0.87                        | 1.44 | 0.04 | 100                  | 10                   |

| Model Number                  | UPC (0-31857) | Trade Size      | Product Dimensions (inches) |      |      | Retail Pack Quantity | Master Case Quantity |
|-------------------------------|---------------|-----------------|-----------------------------|------|------|----------------------|----------------------|
|                               |               |                 | A                           | B    | C    |                      |                      |
| <b>Die-Cast</b>               |               |                 |                             |      |      |                      |                      |
| <b>Polybag</b>                |               |                 |                             |      |      |                      |                      |
| 49001                         | 490010        | 3/4" - 1/2"     | 0.63                        | 0.82 | 0.16 | 1                    | 25                   |
| 49002                         | 490027        | 1" - 1/2"       | 0.71                        | 1.00 | 0.14 | 1                    | 25                   |
| 49003                         | 490034        | 1" - 3/4"       | 0.71                        | 1.00 | 0.14 | 1                    | 25                   |
| <b>Steel</b>                  |               |                 |                             |      |      |                      |                      |
| <b>Polybag</b>                |               |                 |                             |      |      |                      |                      |
| 49186                         | 491864        | 1-1/4" - 1"     | 0.64                        | 1.43 | 0.11 | 1                    | 10                   |
| 49080                         | 490805        | 1-1/2" - 1-1/4" | 0.71                        | 1.68 | 0.13 | 1                    | 10                   |
| <b>Boxed - Individual UPC</b> |               |                 |                             |      |      |                      |                      |
| 59014                         | 590147        | 2" - 1-1/4"     | 0.81                        | 2.10 | 0.16 | 10                   | 1                    |



## Plastic Insulating Bushing



**Use:**

Plastic insulating bushings are used on the end of Rigid conduit, IMC and other threaded connectors to provide a smooth, well-rounded bearing surface to protect wires or cables.

- Rated 105°C
- Flame retardant

**Material:**

- Non-Metallic

**Standards:**

UL 514B  
 CSA C22.2 No. 18  
 NEMA FB-1

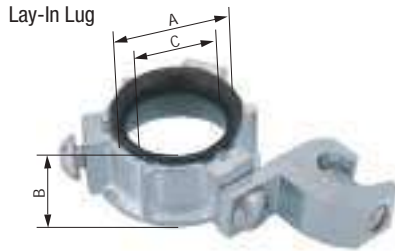
**Certifications:**

 US E121487

| Model Number                    | UPC (0-31857) | Trade Size | Product Dimensions (inches) |      |      | Retail Pack Quantity | Master Case Quantity |
|---------------------------------|---------------|------------|-----------------------------|------|------|----------------------|----------------------|
|                                 |               |            | A                           | B    | C    |                      |                      |
| <b>Polybag</b>                  |               |            |                             |      |      |                      |                      |
| 49321                           | 493219        | 1/2"       | 1.05                        | 0.36 | 0.60 | 2                    | 100                  |
| 47321                           | 473211        | 1/2"       | 1.05                        | 0.36 | 0.60 | 1                    | 50                   |
| 47322                           | 473228        | 3/4"       | 1.29                        | 0.40 | 0.78 | 1                    | 50                   |
| 49322                           | 493226        | 3/4"       | 1.29                        | 0.40 | 0.78 | 2                    | 50                   |
| 49323                           | 493233        | 1"         | 1.63                        | 0.49 | 1.00 | 1                    | 25                   |
| 49324                           | 493240        | 1-1/4"     | 1.93                        | 0.48 | 1.30 | 1                    | 25                   |
| 49325                           | 493257        | 1-1/2"     | 2.18                        | 0.48 | 1.52 | 1                    | 25                   |
| 49326                           | 493264        | 2"         | 2.64                        | 0.54 | 1.95 | 1                    | 25                   |
| 49327                           | 493271        | 2-1/2"     | 3.25                        | 0.63 | 2.33 | 1                    | 10                   |
| 49328                           | 493288        | 3"         | 3.90                        | 0.68 | 2.90 | 1                    | 10                   |
| <b>Bulk - No Individual UPC</b> |               |            |                             |      |      |                      |                      |
| 55321                           | 553210        | 1/2"       | 1.05                        | 0.36 | 0.60 | 100                  | 10                   |
| 55322                           | 553227        | 3/4"       | 1.29                        | 0.40 | 0.78 | 100                  | 10                   |
| 55323                           | 553234        | 1"         | 1.63                        | 0.49 | 1.00 | 50                   | 10                   |
| 55326                           | 553265        | 2"         | 2.64                        | 0.54 | 1.95 | 50                   | 1                    |

**WARNING:**  
 Cancer and Reproductive Harm  
[www.P65Warnings.ca.gov](http://www.P65Warnings.ca.gov).

# Insulated Grounding Bushing



**Use:**

Insulated metallic grounding bushings are used on the end of Rigid conduit, IMC and other threaded connectors to provide a smooth well rounded bearing surface to protect wires or cables as well as provide a means to connect a grounding conductor.

- Lay-in or feed-through lug style
- Includes nylon insulator rated 150°C

**Material:**

- Zinc Die-Cast
- Aluminum Lug

**Standards:**

UL 486A-486B & UL 467  
CSA C22.2 No. 65-13 & CSA C22.2 No. 41-13

**Certifications:**




| Model Number      | UPC (0-31857) | Trade Size | Product Dimensions (inches) |      |      | Retail Pack Quantity | Master Case Quantity |
|-------------------|---------------|------------|-----------------------------|------|------|----------------------|----------------------|
|                   |               |            | A                           | B    | C    |                      |                      |
| <b>Lay-In Lug</b> |               |            |                             |      |      |                      |                      |
| <b>Polybag</b>    |               |            |                             |      |      |                      |                      |
| 43381             | 433819        | 1/2"       | 1.04                        | 0.50 | 0.54 | 1                    | 10                   |
| 43382             | 433826        | 3/4"       | 1.28                        | 0.50 | 0.74 | 1                    | 10                   |
| 43383             | 433833        | 1"         | 1.54                        | 0.59 | 0.96 | 1                    | 10                   |
| 43384             | 433840        | 1-1/4"     | 1.87                        | 0.61 | 1.27 | 1                    | 10                   |
| 43385             | 433857        | 1-1/2"     | 2.16                        | 0.61 | 1.49 | 1                    | 10                   |
| 43386             | 433864        | 2"         | 2.67                        | 0.61 | 1.93 | 1                    | 10                   |

|                              |        |        |      |      |      |   |    |
|------------------------------|--------|--------|------|------|------|---|----|
| <b>Feed-Through Lug</b>      |        |        |      |      |      |   |    |
| <b>Polybag</b>               |        |        |      |      |      |   |    |
| 49381                        | 493813 | 1/2"   | 1.04 | 0.50 | 0.54 | 1 | 10 |
| 49382                        | 493820 | 3/4"   | 1.28 | 0.50 | 0.74 | 1 | 10 |
| 49383                        | 493837 | 1"     | 1.52 | 0.59 | 0.96 | 1 | 10 |
| 44384                        | 443849 | 1-1/4" | 1.87 | 0.61 | 1.27 | 1 | 10 |
| 49385                        | 493851 | 1-1/2" | 2.16 | 0.61 | 1.49 | 1 | 10 |
| 44386                        | 443863 | 2"     | 2.67 | 0.61 | 1.93 | 1 | 10 |
| 45386                        | 453862 | 2"     | 2.67 | 0.61 | 1.93 | 2 | 5  |
| <b>Boxed- Individual UPC</b> |        |        |      |      |      |   |    |
| 49387                        | 493875 | 2-1/2" | 3.23 | 0.83 | 2.33 | 1 | 10 |
| 49388                        | 493882 | 3"     | 3.85 | 0.83 | 2.93 | 1 | 10 |

| Trade Size | Wire Range                   |
|------------|------------------------------|
| 1/2"       | #14 - #4                     |
| 3/4"       | #14 - #4                     |
| 1"         | #14 - #4                     |
| 1-1/4"     | #14 - #4                     |
| 1-1/2"     | #14 - #2                     |
| 2"         | #14 - #2                     |
| 2-1/2"     | #14 - #1/0<br>(Feed-Through) |
| 3"         | #14 - #1/0<br>(Feed-Through) |



## Box Spacer



**Use:**

Box spacers are used for providing a raceway between two steel outlet boxes or metal enclosures by connecting either side by side or back to back.

- Locknuts included

**Material:**

- Zinc Die-Cast

**Standards:**

UL 514B  
CSA C22.2 No. 18.3-12

**Certifications:**

UL E155411   SF LR57925

| Model Number   | UPC (0-31857) | Trade Size | Product Dimensions (inches) |      |      | Retail Pack Quantity | Master Case Quantity |
|----------------|---------------|------------|-----------------------------|------|------|----------------------|----------------------|
|                |               |            | A                           | B    | C    |                      |                      |
| <b>Polybag</b> |               |            |                             |      |      |                      |                      |
| 49207          | 492076        | 1/2"       | 1.12                        | 0.31 | 0.62 | 1                    | 15                   |
| 44201          | 442019        | 1/2"       | 1.12                        | 0.31 | 0.62 | 3                    | 20                   |
| 49208          | 492083        | 3/4"       | 1.12                        | 0.30 | 0.82 | 1                    | 10                   |
| 44202          | 442026        | 3/4"       | 1.12                        | 0.30 | 0.82 | 3                    | 5                    |

## Water Tight Conduit Hub



**Use:**

Water tight hubs are used to terminate rigid threaded conduit or IMC to enclosure.

- Assembled with 90°C rated insulator and rubber sealing ring
- UL listed and CSA certified for wet locations
- Meets NEMA sealing requirements for Type 2, 3, 3R, 4, 5, 12 and 13 enclosures
- Die-cast from high strength zinc alloy

**Material:**

- Zinc Die-Cast

**Standards:**

UL 514B  
CSA C22.2 No. 18.3-12

**Certifications:**

UL E155411   SF LR57925

| Model Number                  | UPC (0-31857) | Trade Size | Product Dimensions (inches) |      |      | Retail Pack Quantity | Master Case Quantity |
|-------------------------------|---------------|------------|-----------------------------|------|------|----------------------|----------------------|
|                               |               |            | A                           | B    | C    |                      |                      |
| <b>Polybag</b>                |               |            |                             |      |      |                      |                      |
| 49070                         | 490706        | 1/2"       | 1.43                        | 1.50 | 0.55 | 1                    | 10                   |
| 44070                         | 440701        | 1/2"       | 1.43                        | 1.50 | 0.55 | 2                    | 10                   |
| 44071                         | 440718        | 3/4"       | 1.68                        | 1.50 | 0.74 | 1                    | 10                   |
| <b>Boxed - Individual UPC</b> |               |            |                             |      |      |                      |                      |
| 02-54072                      | 540722        | 1"         | 2.00                        | 1.81 | 0.94 | 1                    | 10                   |
| 02-54073                      | 540739        | 1-1/4"     | 2.37                        | 1.91 | 1.29 | 1                    | 10                   |
| 02-54074                      | 540746        | 1-1/2"     | 2.75                        | 1.88 | 1.51 | 1                    | 5                    |
| 02-54075                      | 540753        | 2"         | 3.25                        | 1.89 | 1.98 | 1                    | 3                    |
| 02-54076                      | 540760        | 2-1/2"     | 3.78                        | 2.60 | 2.41 | 1                    | 2                    |

**WARNING:**  
Cancer and Reproductive Harm  
[www.P65Warnings.ca.gov](http://www.P65Warnings.ca.gov)

## Rigid-to-Rigid Pull Elbow



### Use:

Rigid-to-rigid pull elbows are used to facilitate pulling conductors through a 90° bend between two runs of threaded Rigid conduit or IMC. The removable cover gives ample access so that wire pulling can be achieved without any obstructions.

- Assembled with removable cover and gasket

### Material:

- Zinc Die-Cast
- Rubber Gasket
- Stamped Aluminum Cover

### Standards:

UL 514B  
CSA C22.2 No. 18.3-12

### Certifications:

UL E155411   SF LR57925

| Model Number                  | UPC (0-31857) | Trade Size | Product Dimensions (inches) |      |      | Retail Pack Quantity | Master Case Quantity |
|-------------------------------|---------------|------------|-----------------------------|------|------|----------------------|----------------------|
|                               |               |            | A                           | B    | C    |                      |                      |
| <b>Polybag</b>                |               |            |                             |      |      |                      |                      |
| 49681                         | 496814        | 1/2"       | 1.31                        | 1.00 | 0.92 | 1                    | 10                   |
| 49682                         | 496821        | 3/4"       | 1.37                        | 1.27 | 1.17 | 1                    | 10                   |
| <b>Boxed - Individual UPC</b> |               |            |                             |      |      |                      |                      |
| 02-55683                      | 556839        | 1"         | 1.95                        | 1.57 | 1.46 | 1                    | 10                   |

**WARNING:**  
Cancer and Reproductive Harm  
[www.P65Warnings.ca.gov](http://www.P65Warnings.ca.gov)

RIGID

## Rigid-to-Box Pull Elbow



### Use:

Rigid-to-box pull elbows are used to connect threaded Rigid conduit or IMC to a box where a 90° bend is required. They facilitate pulling conductors through the bend and the removable cover gives ample access so that wire pulling can be achieved without any obstructions.

- Assembled with removable cover and gasket

### Material:

- Zinc Die-Cast
- Rubber Gasket
- Stamped Aluminum Cover

### Standards:

UL 514B  
CSA C22.2 No. 18.3-12

### Certifications:

UL E155411   SF LR57925

| Model Number   | UPC (0-31857) | Trade Size | Product Dimensions (inches) |      |      | Retail Pack Quantity | Master Case Quantity |
|----------------|---------------|------------|-----------------------------|------|------|----------------------|----------------------|
|                |               |            | A                           | B    | C    |                      |                      |
| <b>Polybag</b> |               |            |                             |      |      |                      |                      |
| 49671          | 496715        | 1/2"       | 1.31                        | 1.00 | 0.92 | 1                    | 10                   |
| 49672          | 496722        | 3/4"       | 1.37                        | 1.27 | 1.17 | 1                    | 5                    |

**WARNING:**  
Cancer and Reproductive Harm  
[www.P65Warnings.ca.gov](http://www.P65Warnings.ca.gov)

## Combination Pull Elbow Conduit-to-Conduit



**Use:**

Combination pull elbows are used to facilitate pulling conductors through a 90° bend in two runs of IMC, Rigid or steel EMT conduit. The removable cover gives ample access so that wire pulling can be achieved without any obstruction. For dry location applications.

- Set screw for EMT and threaded for Rigid conduit or IMC
- Removable aluminum cover and gasket

**Material:**

- Zinc Die-Cast
- Rubber Gasket
- Stamped Aluminum Cover

**Standards:**

UL 514B  
CSA C22.2 No. 18.3-12

**Certifications:**

UL E155411 SP LR57925

## Combination Pull Elbow Conduit-to-Box



**Use:**

Combination to box pull elbows are used to facilitate pulling conductors through a 90° bend in a run of IMC, Rigid or steel EMT conduit that terminates at a knockout in a metal box or enclosure. The removable cover gives ample access so that wire pulling can be achieved without any obstruction. For dry location applications.

- Set screw for EMT and threaded for Rigid conduit or IMC
- Removable aluminum cover and gasket

**Material:**

- Zinc Die-Cast
- Rubber Gasket
- Stamped Aluminum Cover

**Standards:**

UL 514B  
CSA C22.2 No. 18.3-12

**Certifications:**

UL E155411 SP LR57925

| Model Number   | UPC (0-31857) | Trade Size | Product Dimensions (inches) |      |      | Retail Pack Quantity | Master Case Quantity |
|----------------|---------------|------------|-----------------------------|------|------|----------------------|----------------------|
|                |               |            | A                           | B    | C    |                      |                      |
| <b>Polybag</b> |               |            |                             |      |      |                      |                      |
| 46077          | 460778        | 1/2"       | 1.31                        | 1.00 | 0.92 | 1                    | 10                   |
| 46078          | 460785        | 3/4"       | 1.37                        | 1.27 | 1.17 | 1                    | 10                   |

**For EMT or Rigid Conduit  
Also found on page 24**

**WARNING:**  
Cancer and Reproductive Harm  
www.P65Warnings.ca.gov.

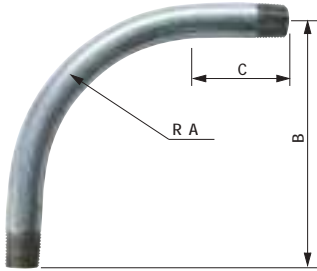
| Model Number   | UPC (0-31857) | Trade Size | Product Dimensions (inches) |      |      | Retail Pack Quantity | Master Case Quantity |
|----------------|---------------|------------|-----------------------------|------|------|----------------------|----------------------|
|                |               |            | A                           | B    | C    |                      |                      |
| <b>Polybag</b> |               |            |                             |      |      |                      |                      |
| 46074          | 460747        | 1/2"       | 1.31                        | 1.00 | 0.92 | 1                    | 10                   |
| 46075          | 460754        | 3/4"       | 1.37                        | 1.27 | 1.17 | 1                    | 5                    |

**For EMT or Rigid Conduit  
Also found on page 24**

**WARNING:**  
Cancer and Reproductive Harm  
www.P65Warnings.ca.gov.



## 90° Rigid Elbow



### Use:

90° rigid elbows are used to connect Rigid conduit or IMC together to allow for 90° bends.


### Material:

- Zinc-Plated Steel

### Standards:


UL 6  
CSA C22.2 No. 45.1-07

### Certifications:

 E482671

| Model Number                  | UPC (0-31857) | Trade Size | Product Dimensions (inches) |       |      | Retail Pack Quantity | Master Case Quantity |
|-------------------------------|---------------|------------|-----------------------------|-------|------|----------------------|----------------------|
|                               |               |            | A                           | B     | C    |                      |                      |
| <b>Boxed - Individual UPC</b> |               |            |                             |       |      |                      |                      |
| 02-55531PE                    | 005313        | 1/2"       | 4.02                        | 6.38  | 1.50 | 1                    | 5                    |
| 02-55532PE                    | 005320        | 3/4"       | 4.49                        | 7.44  | 1.50 | 1                    | 5                    |
| 02-55533PE                    | 005337        | 1"         | 5.75                        | 8.84  | 1.89 | 1                    | 6                    |
| 02-55534PE                    | 005344        | 1-1/4"     | 7.24                        | 10.12 | 2.01 | 1                    | 3                    |
| 02-55535PE                    | 005351        | 1-1/2"     | 8.27                        | 11.94 | 2.01 | 1                    | 3                    |
| 02-55536PE                    | 005368        | 2"         | 9.49                        | 14.08 | 2.01 | 1                    | 2                    |
| 55537-PE                      | 005375        | 2-1/2"     | 10.50                       | 16.00 | 5.25 | 1                    | 1                    |
| 55538-PE                      | 005382        | 3"         | 13.00                       | 18.95 | 5.81 | 1                    | 1                    |

## Combination Conduit Body



### Use:

Combination conduit bodies are used to gain access to the interior of a raceway for wire pulling, inspection and maintenance where the raceway changes direction. Pre-assembled with two covers and gaskets for configuration as LL or LR conduit body.

- Combination type LL/LR
- Set screw for EMT and threaded for Rigid conduit or IMC
- Assembled with removable cover and gasket

### Material:

- Aluminum Die-Cast
- Rubber Gasket
- Stamped Aluminum Cover

### Standards:

UL 514A  
CSA C22.2 No. 18.1-13

### Certifications:

 E121488

| Model Number                  | UPC (0-31857) | Trade Size | Product Dimensions (inches) |      |      | Retail Pack Quantity | Master Case Quantity |
|-------------------------------|---------------|------------|-----------------------------|------|------|----------------------|----------------------|
|                               |               |            | A                           | B    | C    |                      |                      |
| <b>Boxed - Individual UPC</b> |               |            |                             |      |      |                      |                      |
| 02-55941LLR                   | 941017        | 1/2"       | 4.40                        | 1.94 | 2.07 | 1                    | 5                    |
| 02-55942LLR                   | 942014        | 3/4"       | 5.07                        | 2.18 | 2.29 | 1                    | 5                    |

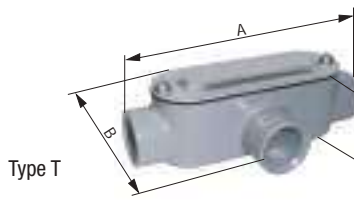
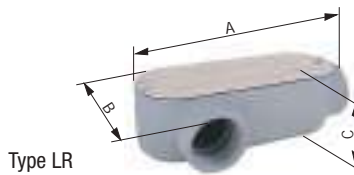
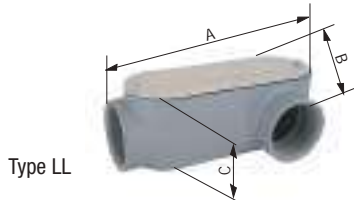
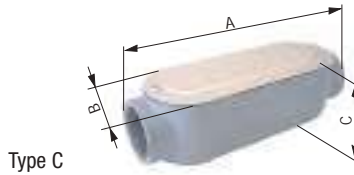
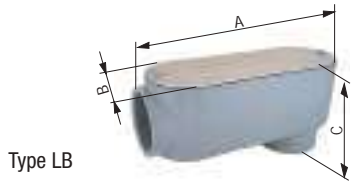
**For EMT or Rigid Conduit**  
**Also found on page 25**

**WARNING:**  
Cancer and Reproductive Harm  
[www.P65Warnings.ca.gov](http://www.P65Warnings.ca.gov)



# Threaded Conduit Body

RIGID



**Use:**  
Conduit bodies are used to gain access to the interior of a raceway for wire pulling, inspection and maintenance where the raceway changes direction.

- Assembled with removable cover and gasket

**Material:**

- Aluminum Die-Cast
- Rubber Gasket
- Stamped Aluminum Cover

**Standards:**  
UL 514A & UL 514B  
CSA C22.2 No. 18.1-13 & CSA C22.2 No. 18.3-12

**Certifications:**  
 E121488 LR57925

| Model Number                  | UPC (0-31857) | Trade Size | Product Dimensions (inches) |      |      | Retail Pack Quantity | Master Case Quantity |
|-------------------------------|---------------|------------|-----------------------------|------|------|----------------------|----------------------|
|                               |               |            | A                           | B    | C    |                      |                      |
| <b>Type LB</b>                |               |            |                             |      |      |                      |                      |
| <b>Boxed - Individual UPC</b> |               |            |                             |      |      |                      |                      |
| 02-55641LB                    | 641061        | 1/2"       | 4.30                        | 1.30 | 2.40 | 1                    | 10                   |
| 02-55642LB                    | 642068        | 3/4"       | 5.00                        | 1.50 | 2.60 | 1                    | 10                   |
| 02-55643LB                    | 643065        | 1"         | 5.80                        | 1.80 | 2.90 | 1                    | 5                    |
| 02-55644LB                    | 644062        | 1-1/4"     | 7.80                        | 2.50 | 3.70 | 1                    | 2                    |
| 02-55645LB                    | 645069        | 1-1/2"     | 7.80                        | 2.50 | 3.90 | 1                    | 2                    |
| 02-55646LB                    | 646066        | 2"         | 9.80                        | 3.20 | 4.70 | 1                    | 2                    |
| 02-55647LB                    | 647063        | 2-1/2"     | 12.83                       | 4.44 | 5.35 | 1                    | 1                    |
| 02-55648LB                    | 648060        | 3"         | 12.83                       | 4.44 | 5.96 | 1                    | 1                    |
| <b>Type C</b>                 |               |            |                             |      |      |                      |                      |
| <b>Boxed - Individual UPC</b> |               |            |                             |      |      |                      |                      |
| 02-55641C                     | 641030        | 1/2"       | 4.80                        | 1.30 | 1.60 | 1                    | 5                    |
| 02-55642C                     | 642037        | 3/4"       | 5.50                        | 1.50 | 1.90 | 1                    | 5                    |
| 02-55643C                     | 643034        | 1"         | 6.22                        | 1.75 | 2.07 | 1                    | 5                    |
| 02-55644C                     | 644031        | 1-1/4"     | 8.27                        | 2.48 | 2.84 | 1                    | 2                    |
| 02-55645C                     | 645038        | 1-1/2"     | 8.27                        | 2.48 | 2.84 | 1                    | 2                    |
| 02-55646C                     | 646035        | 2"         | 10.24                       | 3.13 | 3.59 | 1                    | 2                    |
| <b>Type LL</b>                |               |            |                             |      |      |                      |                      |
| <b>Boxed - Individual UPC</b> |               |            |                             |      |      |                      |                      |
| 02-55641LL                    | 641023        | 1/2"       | 4.40                        | 2.10 | 1.60 | 1                    | 5                    |
| 02-55642LL                    | 642020        | 3/4"       | 5.10                        | 2.30 | 1.90 | 1                    | 5                    |
| 02-55643LL                    | 643027        | 1"         | 5.80                        | 1.75 | 2.07 | 1                    | 3                    |
| 02-55644LL                    | 644024        | 1-1/4"     | 7.76                        | 2.48 | 2.84 | 1                    | 2                    |
| 02-55645LL                    | 645021        | 1-1/2"     | 7.76                        | 2.48 | 2.84 | 1                    | 2                    |
| 02-55646LL                    | 646028        | 2"         | 9.84                        | 3.13 | 3.59 | 1                    | 2                    |
| <b>Type LR</b>                |               |            |                             |      |      |                      |                      |
| <b>Boxed - Individual UPC</b> |               |            |                             |      |      |                      |                      |
| 02-55641LR                    | 641016        | 1/2"       | 4.40                        | 2.10 | 1.60 | 1                    | 5                    |
| 02-55642LR                    | 642013        | 3/4"       | 5.10                        | 2.30 | 1.90 | 1                    | 5                    |
| 02-55643LR                    | 643010        | 1"         | 5.80                        | 1.75 | 2.07 | 1                    | 3                    |
| 02-55644LR                    | 644017        | 1-1/4"     | 7.76                        | 2.48 | 2.84 | 1                    | 2                    |
| 02-55645LR                    | 645014        | 1-1/2"     | 7.76                        | 2.48 | 2.84 | 1                    | 2                    |
| 02-55646LR                    | 646011        | 2"         | 9.84                        | 3.13 | 3.59 | 1                    | 2                    |
| <b>Type T</b>                 |               |            |                             |      |      |                      |                      |
| <b>Boxed - Individual UPC</b> |               |            |                             |      |      |                      |                      |
| 02-55641T                     | 641078        | 1/2"       | 4.40                        | 2.10 | 1.60 | 1                    | 5                    |
| 02-55642T                     | 642075        | 3/4"       | 5.50                        | 2.30 | 1.90 | 1                    | 5                    |
| 02-55643T                     | 643072        | 1"         | 6.22                        | 1.75 | 2.07 | 1                    | 5                    |
| 02-55644T                     | 644079        | 1-1/4"     | 8.27                        | 2.48 | 2.84 | 1                    | 2                    |
| 02-55645T                     | 645076        | 1-1/2"     | 8.27                        | 2.48 | 2.84 | 1                    | 2                    |
| 02-55646T                     | 646073        | 2"         | 10.24                       | 3.13 | 3.58 | 1                    | 2                    |

**WARNING:**  
Cancer and Reproductive Harm  
[www.P65Warnings.ca.gov](http://www.P65Warnings.ca.gov)

## Service Entrance Ell



### Use:

Service entrance ells are used for Rigid conduit or IMC to gain access to the interior of a raceway for wire pulling, inspection and maintenance.

- Mounts flush against structures
- Listed for use in wet locations
- Assembled with removable cover and fiber gasket

### Material:

- Aluminum Die-Cast
- Fiber Gasket

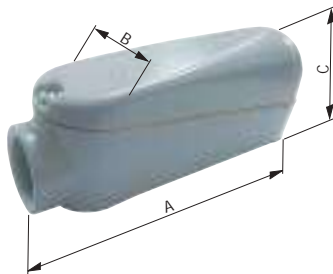
### Standards:

UL 514A & UL 514B  
CSA C22.2 No. 18.1-13 & CSA C22.2 No. 18.3-12

### Certifications:

E121488 LR57925

## Mogul Conduit Body (Type LB)



### Use:

Mogul conduit bodies are used to gain greater access to the interior of a raceway for wire pulling, inspection and maintenance where the raceway changes direction.

- Assembled with removable cover and gasket
- Meets NEC 6x requirement
- Listed for use in wet locations

### Material:

- Aluminum Die-Cast
- Fiber Gasket

### Standards:

UL 514A & UL 514B  
CSA C22.2 No. 18.1-13 & CSA C22.2 No. 18.3-12  
NEC Article 345 & 346

### Certifications:

E121488 LR57925

| Model Number                  | UPC (0-31857) | Trade Size | Product Dimensions (inches) |      |      | Retail Pack Quantity | Master Case Quantity |
|-------------------------------|---------------|------------|-----------------------------|------|------|----------------------|----------------------|
|                               |               |            | A                           | B    | C    |                      |                      |
| <b>Boxed - Individual UPC</b> |               |            |                             |      |      |                      |                      |
| 02-51025                      | 510251        | 1/2"       | 3.15                        | 1.19 | 1.45 | 1                    | 10                   |
| 02-51026                      | 510268        | 3/4"       | 3.57                        | 1.52 | 1.77 | 1                    | 5                    |
| 02-51027                      | 510275        | 1"         | 4.18                        | 1.75 | 1.97 | 1                    | 3                    |
| 02-51028                      | 510282        | 1-1/4"     | 5.39                        | 2.19 | 2.44 | 1                    | 2                    |
| 02-51029                      | 510299        | 1-1/2"     | 6.10                        | 2.36 | 2.44 | 1                    | 2                    |
| 02-51030                      | 510305        | 2"         | 6.61                        | 2.87 | 2.93 | 1                    | 2                    |


**WARNING:**  
Cancer and Reproductive Harm  
[www.P65Warnings.ca.gov](http://www.P65Warnings.ca.gov)

RIGID

| Model Number                  | UPC (0-31857) | Trade Size | Product Dimensions (inches) |      |      | Retail Pack Quantity | Master Case Quantity |
|-------------------------------|---------------|------------|-----------------------------|------|------|----------------------|----------------------|
|                               |               |            | A                           | B    | C    |                      |                      |
| <b>Boxed - Individual UPC</b> |               |            |                             |      |      |                      |                      |
| 02-51128                      | 511289        | 1-1/4"     | 9.67                        | 2.52 | 4.29 | 1                    | 2                    |
| 02-51129                      | 511296        | 1-1/2"     | 14.57                       | 3.19 | 6.32 | 1                    | 1                    |
| 02-51130                      | 511302        | 2"         | 14.57                       | 3.19 | 6.32 | 1                    | 1                    |

**WARNING:**  
Cancer and Reproductive Harm  
[www.P65Warnings.ca.gov](http://www.P65Warnings.ca.gov)

### One-Hole Strap



**Use:**  
One-hole straps are used for providing support for Rigid conduit or IMC as required by the National Electrical Code (NEC).

- Snap-on type

**Material:**

- Zinc-Plated Steel

**Standards:**


UL 2239  
CSA C22.2 No. 18.4-15

**Certifications:**

cULus E229278 (1/2" - 2 1/2")

| Model Number                  | UPC (0-31857) | Trade Size | Product Dimensions (inches) |      |      | Retail Pack Quantity | Master Case Quantity |
|-------------------------------|---------------|------------|-----------------------------|------|------|----------------------|----------------------|
|                               |               |            | A                           | B    | C    |                      |                      |
| <b>Polybag</b>                |               |            |                             |      |      |                      |                      |
| 47900                         | 479008        | 1/2"       | 1.88                        | 0.64 | 0.92 | 3                    | 25                   |
| 49900                         | 499006        | 1/2"       | 1.88                        | 0.64 | 0.92 | 4                    | 25                   |
| 42900                         | 429003        | 1/2"       | 1.88                        | 0.64 | 0.92 | 5                    | 25                   |
| 49901                         | 499013        | 3/4"       | 2.18                        | 0.73 | 1.15 | 3                    | 20                   |
| 42901                         | 429010        | 3/4"       | 2.18                        | 0.73 | 1.15 | 5                    | 20                   |
| 49902                         | 499020        | 1"         | 2.63                        | 0.97 | 1.41 | 1                    | 20                   |
| 42902                         | 429027        | 1"         | 2.63                        | 0.97 | 1.41 | 2                    | 15                   |
| 49903                         | 499037        | 1-1/4"     | 3.32                        | 1.13 | 1.87 | 1                    | 25                   |
| 44903                         | 449032        | 1-1/4"     | 3.32                        | 1.13 | 1.87 | 4                    | 5                    |
| 49904                         | 499044        | 1-1/2"     | 3.81                        | 1.31 | 2.12 | 1                    | 25                   |
| 44904                         | 449049        | 1-1/2"     | 3.81                        | 1.31 | 2.12 | 2                    | 5                    |
| 44905                         | 449056        | 2"         | 4.67                        | 1.69 | 2.64 | 2                    | 5                    |
| <b>Boxed - Individual UPC</b> |               |            |                             |      |      |                      |                      |
| 55905-S                       | 559052        | 2-1/2"     | 5.22                        | 1.95 | 3.35 | 1                    | 25                   |
| 55906-S                       | 559069        | 2-1/2"     | 5.22                        | 1.95 | 3.35 | 1                    | 25                   |
| 55907-S                       | 559076        | 3"         | 5.53                        | 1.25 | 3.60 | 1                    | 25                   |
| <b>Contractor Pack</b>        |               |            |                             |      |      |                      |                      |
| 1801                          | 659004        | 1/2"       | 1.88                        | 0.64 | 0.92 | 50                   | 2                    |
| 1802                          | 659011        | 3/4"       | 2.18                        | 0.73 | 1.15 | 25                   | 2                    |

### Two-Hole Strap



**Use:**  
Two-hole straps are used for providing support for Rigid conduit or IMC as required by the National Electrical Code (NEC) where higher load bearing supports are desired.

- Snap-on type

**Material:**

- Zinc-Plated Steel

**Standards:**

UL 2239  
CSA C22.2 No. 18.4-15

**Certifications:**

cULus E229278

| Model Number                    | UPC (0-31857) | Trade Size | Product Dimensions (inches) |      |      | Retail Pack Quantity | Master Case Quantity |
|---------------------------------|---------------|------------|-----------------------------|------|------|----------------------|----------------------|
|                                 |               |            | A                           | B    | C    |                      |                      |
| <b>Polybag</b>                  |               |            |                             |      |      |                      |                      |
| 47830                           | 478308        | 1/2"       | 2.48                        | 0.62 | 0.87 | 3                    | 25                   |
| 49830                           | 498306        | 1/2"       | 2.48                        | 0.62 | 0.87 | 4                    | 25                   |
| 42830                           | 428303        | 1/2"       | 2.48                        | 0.62 | 0.87 | 5                    | 25                   |
| 49831                           | 498313        | 3/4"       | 2.91                        | 0.69 | 0.98 | 3                    | 20                   |
| 47831                           | 478315        | 3/4"       | 2.91                        | 0.69 | 0.98 | 4                    | 20                   |
| 42831                           | 428310        | 3/4"       | 2.91                        | 0.69 | 0.98 | 5                    | 20                   |
| 49832                           | 498320        | 1"         | 3.37                        | 0.75 | 1.30 | 1                    | 20                   |
| 42832                           | 428327        | 1"         | 3.37                        | 0.75 | 1.30 | 2                    | 15                   |
| 49833                           | 498337        | 1-1/4"     | 4.09                        | 0.89 | 1.61 | 1                    | 20                   |
| 42833                           | 428334        | 1-1/4"     | 4.09                        | 0.89 | 1.61 | 2                    | 20                   |
| 44833                           | 448332        | 1-1/4"     | 4.09                        | 0.89 | 1.61 | 4                    | 20                   |
| 49834                           | 498344        | 1-1/2"     | 4.41                        | 0.94 | 1.91 | 1                    | 20                   |
| 44834                           | 448349        | 1-1/2"     | 4.41                        | 0.94 | 1.91 | 2                    | 20                   |
| 49835                           | 498351        | 2"         | 5.12                        | 1.00 | 2.31 | 1                    | 20                   |
| 44835                           | 448356        | 2"         | 5.12                        | 1.00 | 2.31 | 2                    | 15                   |
| <b>Boxed - Individual UPC</b>   |               |            |                             |      |      |                      |                      |
| 51907*                          | 519070        | 2-1/2"     | 6.06                        | 1.10 | 2.96 | 1                    | 25                   |
| 51908*                          | 519087        | 3"         | 6.46                        | 1.10 | 3.58 | 1                    | 25                   |
| <b>Bulk - No Individual UPC</b> |               |            |                             |      |      |                      |                      |
| 51901                           | 519018        | 1/2"       | 2.48                        | 0.62 | 0.87 | 50                   | 10                   |
| 51902                           | 519025        | 3/4"       | 2.91                        | 0.69 | 0.98 | 50                   | 10                   |

\* Also listed for use with EMT and FMC

## Clamp Back and Strap



### Use:

Clamp backs and straps are used to secure and suspend IMC, Rigid or EMT conduit while providing space between the conduit and mounting surface.

- Suitable for maximum 10 ft. support interval

### Material:

- Zinc-Plated Iron

### Standards:

UL 2239

CSA C22.2 No. 18

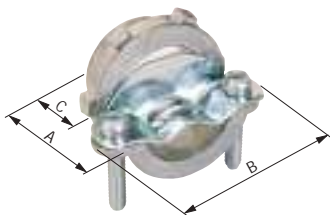
### Certifications:

UL E229278    S I LR57925

| Model Number   | UPC (0-31857) | Trade Size | Product Dimensions (inches) |      |      | Retail Pack Quantity | Master Case Quantity |
|----------------|---------------|------------|-----------------------------|------|------|----------------------|----------------------|
|                |               |            | A                           | B    | C    |                      |                      |
| <b>Polybag</b> |               |            |                             |      |      |                      |                      |
| 55140          | 551407        | 1/2"       | 2.30                        | 1.05 | 0.96 | 1                    | 10                   |
| 55141          | 551414        | 3/4"       | 2.44                        | 1.17 | 1.00 | 1                    | 10                   |
| 55142          | 551421        | 1"         | 3.02                        | 1.27 | 1.31 | 1                    | 10                   |
| 55143          | 551438        | 1-1/4"     | 3.53                        | 1.59 | 1.72 | 1                    | 5                    |
| 55144          | 551445        | 1-1/2"     | 3.91                        | 1.61 | 2.06 | 1                    | 5                    |
| 55145          | 551452        | 2"         | 4.80                        | 1.95 | 2.49 | 1                    | 5                    |

RIGID

## Clamp Type Connector



**Use:**

Clamp type connectors are used to terminate NM Sheathed cable, Flexible Cord, Oval or Round SE cables to a knockout in a dry location box or enclosure.

- Male hub threads NPS


**Material:**

- Zinc Die-Cast

**Standards:**

UL 514B  
CSA C22.2 No. 18.3-12

**Certifications:**

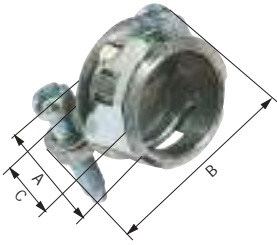
 E213494 (3/8" - 1-1/4")  
E155410 (1-1/2" - 2")

 LR57925

| Model Number                    | UPC (0-31857) | Trade Size | Product Dimensions (inches) |      |      | Retail Pack Quantity | Master Case Quantity |
|---------------------------------|---------------|------------|-----------------------------|------|------|----------------------|----------------------|
|                                 |               |            | A                           | B    | C    |                      |                      |
| <b>Polybag</b>                  |               |            |                             |      |      |                      |                      |
| 49650                           | 496500        | 3/8"       | 0.74                        | 1.16 | 0.36 | 1                    | 100                  |
| 18051                           | 180515        | 3/8"       | 0.74                        | 1.16 | 0.36 | 4                    | 10                   |
| 45650                           | 456504        | 3/8"       | 0.74                        | 1.16 | 0.36 | 10                   | 20                   |
| 49660                           | 496609        | 3/4"       | 0.95                        | 1.67 | 0.44 | 1                    | 50                   |
| 18104                           | 181048        | 3/4"       | 0.95                        | 1.67 | 0.44 | 2                    | 10                   |
| 44660                           | 446604        | 3/4"       | 0.95                        | 1.67 | 0.44 | 3                    | 20                   |
| 49663                           | 496630        | 1"         | 1.10                        | 1.94 | 0.52 | 1                    | 20                   |
| 44663                           | 446635        | 1"         | 1.10                        | 1.94 | 0.52 | 2                    | 20                   |
| 44694                           | 446949        | 1-1/4"     | 1.25                        | 2.18 | 0.63 | 1                    | 20                   |
| 44695                           | 446956        | 1-1/2"     | 1.44                        | 2.61 | 0.64 | 1                    | 20                   |
| 44696                           | 446963        | 2"         | 1.57                        | 2.95 | 0.81 | 1                    | 20                   |
| <b>Bulk - No Individual UPC</b> |               |            |                             |      |      |                      |                      |
| 55650                           | 556501        | 3/8"       | 0.74                        | 1.16 | 0.36 | 100                  | 10                   |
| 55660                           | 556600        | 3/4"       | 0.95                        | 1.67 | 0.44 | 50                   | 10                   |
| 55663                           | 556631        | 1"         | 1.10                        | 1.94 | 0.52 | 25                   | 10                   |
| <b>Contractor Pack</b>          |               |            |                             |      |      |                      |                      |
| C-500                           | 656508        | 3/8"       | 0.74                        | 1.16 | 0.36 | 100                  | 2                    |
| C-750                           | 656607        | 3/4"       | 0.95                        | 1.67 | 0.44 | 50                   | 2                    |

| Trade Size | Knockout Size | NM   | Flexible Cord (Diameter) | SE Oval                              | SE Round        |
|------------|---------------|--|--------------------------|--------------------------------------|-----------------|
| 3/8"       | 1/2"          | 14/2 - 10/3 (One)<br>14/2, 12/2, 12/3, 10/2 (Two)<br>14/2 (Three)          | 0.29" - 0.45"            | -                                    | -               |
| 3/4"       | 3/4"          | 14/3, 12/3, 10/3, 8/2, 8/3,<br>6/2, 6/3, 4/2 (One)<br>14/3, 10/3 (Two)     | -                        | 0.520" x 0.610" -<br>0.510" x 0.800" | 0.570" - 0.690" |
| 1"         | 1"            | 12/3, 10/3 thru 4/3 (One)<br>10/3, 8/2, 8/3, 6/2 (Two)<br>8/2, 6/2 (Three) | -                        | 0.510" x 0.800" -<br>0.620" x 0.975" | 0.690" - 0.920" |
| 1-1/4"     | 1-1/4"        | 4/3 - 2/3 (One)  | -                        | 0.670" x 1.060" -<br>0.730" x 1.235" | 1.190"          |
| 1-1/2"     | 1-1/2"        | -  | -                        | 1.150" x 0.730" -<br>1.410" x 0.890" | 1.480"          |
| 2"         | 2"            | -  | -                        | 0.700" x 1.200" -<br>0.870" x 1.460" | 0.75" - 1.46"   |

## Snap Lock® Clamp Type Connector



**Use:**

Snap Lock® clamp type connectors are used to terminate NM Sheathed, Flexible Cord, Oval or Round SE cables to a knockout in a dry location box or enclosure. Snap Lock® design provides:

- Faster installation - no locknut assembly

**Material:**

- Zinc Die-Cast

**Standards:**

UL 514B  
CSA C22.2 No. 18.3-12


**Certifications:**

E213494

| Model Number           | UPC (0-31857) | Trade Size | Product Dimensions (inches) |      |      | Retail Pack Quantity | Master Case Quantity |
|------------------------|---------------|------------|-----------------------------|------|------|----------------------|----------------------|
|                        |               |            | A                           | B    | C    |                      |                      |
| <b>Polybag</b>         |               |            |                             |      |      |                      |                      |
| 44655                  | 446550        | 3/8"       | 0.86                        | 1.17 | 0.39 | 2                    | 25                   |
| 47655                  | 476557        | 3/8"       | 0.86                        | 1.17 | 0.39 | 10                   | 10                   |
| 44665                  | 446659        | 3/4"       | 1.00                        | 1.67 | 0.47 | 2                    | 15                   |
| <b>Contractor Pack</b> |               |            |                             |      |      |                      |                      |
| C-505                  | 656553        | 3/8"       | 0.86                        | 1.17 | 0.39 | 25                   | 2                    |

| Trade Size | Knockout Size | NM  | Flexible Cord (Diameter) | SE Oval                              | SE Round        |
|------------|---------------|---|--------------------------|--------------------------------------|-----------------|
| 3/8"       | 1/2"          | 14/2 - 10/3 (One)<br>14/2, 12/2, 12/3, 10/2 (Two)<br>14/2 (Three)     | 0.29" - 0.45"            | -                                    | -               |
| 3/4"       | 3/4"          | 14/3, 12/3, 10/3, 8/2, 8/3,<br>6/2,6/3, 4/2 (One)<br>14/3, 10/3 (Two) | -                        | 0.520" x 0.610" -<br>0.510" x 0.800" | 0.570" - 0.690" |

## SE Clamp Type Connector



**Use:**

Clamp type connectors are used to terminate Oval SE cables to a knockout in a dry location box or enclosure.

**Material:**

- Zinc Die-Cast

**Standards:**

UL 514B  
CSA C22.2 No. 18.3-12

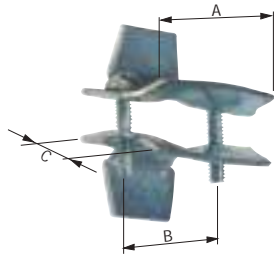
**Certifications:**

E155410 LR57925

| Model Number   | UPC (0-31857) | Trade Size | Product Dimensions (inches) |      |      | Retail Pack Quantity | Master Case Quantity |
|----------------|---------------|------------|-----------------------------|------|------|----------------------|----------------------|
|                |               |            | A                           | B    | C    |                      |                      |
| <b>Polybag</b> |               |            |                             |      |      |                      |                      |
| 44664          | 446642        | 1-1/4"     | 1.31                        | 2.26 | 0.59 | 1                    | 20                   |
| 44675          | 446758        | 1-1/2"     | 1.33                        | 2.85 | 0.62 | 1                    | 20                   |
| 44676          | 446765        | 2"         | 1.57                        | 3.50 | 0.72 | 1                    | 10                   |

| Trade Size | Knockout Size | SE Oval                           |
|------------|---------------|-----------------------------------|
| 1-1/4"     | 1-1/4"        | 0.635" x 1.065" - 0.740" x 1.250" |
| 1-1/2"     | 1-1/2"        | 0.635" x 1.065" - 0.740" x 1.250" |
| 2"         | 2"            | 0.875" x 1.405" - 0.875" x 1.450" |

## Two Piece Connector



**Use:**

Two piece clamp type connectors are used to terminate one or more NM Sheathed or SE cables to a knockout in a dry location box or enclosure. Also used in old work locations.

- No locknut required
- Butterfly Style


**Material:**

- Zinc-Plated Steel

| Model Number   | UPC (0-31857) | Trade Size | Product Dimensions (inches) |      |      | Retail Pack Quantity | Master Case Quantity |
|----------------|---------------|------------|-----------------------------|------|------|----------------------|----------------------|
|                |               |            | A                           | B    | C    |                      |                      |
| <b>Polybag</b> |               |            |                             |      |      |                      |                      |
| 49652          | 496524        | 3/8"       | 1.32                        | 0.94 | 0.47 | 1                    | 50                   |
| 44652          | 446529        | 3/8"       | 1.32                        | 0.94 | 0.47 | 5                    | 5                    |
| 49654          | 496548        | 3/4"       | 1.73                        | 1.22 | 0.63 | 1                    | 50                   |
| 44654          | 446543        | 3/4"       | 1.73                        | 1.22 | 0.63 | 5                    | 5                    |

| Trade Size | Knockout Size | NM          | SE          |
|------------|---------------|-------------|-------------|
| 3/8"       | 1/2"          | 14/2 - 10/3 | 14/2 - 10/3 |
| 3/4"       | 3/4" - 1"     | 8/2 - 6/2   | 8/2 - 6/2   |

## EMT-to-NM Combination Coupling



**Use:**

Combination couplings are used to provide a transition from steel EMT conduit to NM cable in a dry location.

- Set Screw Type

**Material:**

- Zinc Die-Cast

**Standards:**

UL 514B  
CSA C22.2 No. 18.3-12

**Certifications:**

UL E210498 SP LR57925


| Model Number                    | UPC (0-31857) | Trade Size | Product Dimensions (inches) |      |      | Retail Pack Quantity | Master Case Quantity |
|---------------------------------|---------------|------------|-----------------------------|------|------|----------------------|----------------------|
|                                 |               |            | A                           | B    | C    |                      |                      |
| <b>Polybag</b>                  |               |            |                             |      |      |                      |                      |
| 49279                           | 492793        | 1/2"       | 0.72                        | 0.93 | 1.34 | 1                    | 25                   |
| 44279                           | 442798        | 1/2"       | 0.72                        | 0.93 | 1.34 | 2                    | 20                   |
| <b>Bulk - No Individual UPC</b> |               |            |                             |      |      |                      |                      |
| 57003                           | 570033        | 1/2"       | 0.72                        | 0.93 | 1.34 | 50                   | 10                   |
| <b>Contractor Pack</b>          |               |            |                             |      |      |                      |                      |
| 57003M                          | 111533        | 1/2"       | 0.72                        | 0.93 | 1.34 | 50                   | 1                    |

| Trade Size | EMT  | NM   |
|------------|------|------|
| 1/2"       | 1/2" | 12/2 |

Also found on page 18



## NM Cable Connector



**Use:**

NM cable connectors are used to terminate NM Sheathed cable or Flexible cord to a knockout in a dry location box or enclosure.

- Easy snap-in construction
- Wide variety of cable configurations

**Material:**

- Non-Metallic

**Standards:**

UL 514B  
CSA C22.2 No. 18.3-12

**Certifications:**

E213494

| Model Number   | UPC (0-31857) | Trade Size | Product Dimensions (inches) |      |      | Retail Pack Quantity | Master Case Quantity |
|----------------|---------------|------------|-----------------------------|------|------|----------------------|----------------------|
|                |               |            | A                           | B    | C    |                      |                      |
| <b>Polybag</b> |               |            |                             |      |      |                      |                      |
| 43840          | 438401        | 3/8"-1/2"  | 0.93                        | 1.33 | 0.76 | 5                    | 10                   |
| 44840          | 448400        | 3/8"-1/2"  | 0.93                        | 1.33 | 0.76 | 10                   | 20                   |
| 44841          | 448417        | 3/8"-1/2"  | 0.93                        | 1.33 | 0.76 | 6                    | 20                   |

**WARNING:**  
Cancer and Reproductive Harm  
[www.P65Warnings.ca.gov](http://www.P65Warnings.ca.gov)

| Trade Size | Knockout Size | NM         | Flexible Cord (Diameter) |
|------------|---------------|------------|--------------------------|
| 3/8"-1/2"  | 1/2"          | 14/2 - 8/2 | 0.29" - 0.59"            |

## NM Cable Connector



**Use:**

NM cable connectors are used to terminate NM Sheathed cable to a knockout in a dry location box or enclosure.

- Snap-in one piece construction
- Wide variety of cable configurations

**Material:**

- Non-Metallic

**Standards:**

UL 514B  
CSA C22.2 No. 18.3-12

**Certifications:**

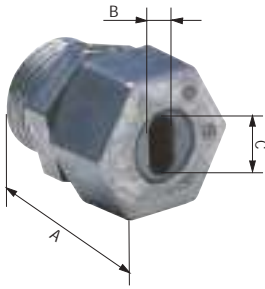
E213494

| Model Number           | UPC (0-31857) | Trade Size | Product Dimensions (inches) |      |   | Retail Pack Quantity | Master Case Quantity |
|------------------------|---------------|------------|-----------------------------|------|---|----------------------|----------------------|
|                        |               |            | A                           | B    | C |                      |                      |
| <b>Polybag</b>         |               |            |                             |      |   |                      |                      |
| 18740                  | 187408        | 3/8"       | 0.70                        | 1.00 | - | 6                    | 10                   |
| 44740                  | 447403        | 3/8"       | 0.70                        | 1.00 | - | 10                   | 20                   |
| 49740                  | 497408        | 3/8"       | 0.70                        | 1.00 | - | 1                    | 100                  |
| 49741                  | 497415        | 3/4"       | 0.80                        | 1.30 | - | 1                    | 50                   |
| 44741                  | 447410        | 3/4"       | 0.80                        | 1.30 | - | 5                    | 20                   |
| <b>Contractor Pack</b> |               |            |                             |      |   |                      |                      |
| 55740                  | 557409        | 3/8"       | 0.70                        | 1.00 | - | 100                  | 5                    |
| 55741                  | 557416        | 3/4"       | 0.80                        | 1.30 | - | 50                   | 2                    |

**WARNING:**  
Cancer and Reproductive Harm  
[www.P65Warnings.ca.gov](http://www.P65Warnings.ca.gov)

| Trade Size | Knockout Size | NM (One Cable)     | NM (Two Cables) |
|------------|---------------|--------------------|-----------------|
| 3/8"       | 1/2"          | 14/2 - 6/2<br>12/4 | 14/2 - 10/2     |
| 3/4"       | 3/4"          | 6/2 - 6/3          | 14/3 - 10/2     |

## Underground Feeder (UF) Cable Connector



**Use:**

UF connectors are used to secure Underground Feeder cable to a metal enclosure or waterproof box with a threaded hub.

- Wet location approved when used with a sealing locknut (not included).

**Material:**

- Zinc Die-Cast

**Standards:**

UL 514B  
CSA C22.2 No. 18.3-12

**Certifications:**


UL E213494    SF LR57925

| Model Number   | UPC (0-31857) | Trade Size | Product Dimensions (inches) |      |      | Retail Pack Quantity | Master Case Quantity |
|----------------|---------------|------------|-----------------------------|------|------|----------------------|----------------------|
|                |               |            | A                           | B    | C    |                      |                      |
| <b>Polybag</b> |               |            |                             |      |      |                      |                      |
| 18820          | 188207        | 1/2"       | 1.26                        | 0.22 | 0.44 | 1                    | 10                   |
| 49092          | 490928        | 1/2"       | 1.26                        | 0.22 | 0.44 | 1                    | 25                   |
| 18821          | 188214        | 3/4"       | 1.30                        | 0.22 | 0.66 | 1                    | 5                    |
| 49093          | 490935        | 3/4"       | 1.30                        | 0.22 | 0.66 | 1                    | 10                   |

**WARNING:**  
Cancer and Reproductive Harm  
[www.P65Warnings.ca.gov](http://www.P65Warnings.ca.gov)

| Trade Size | UF   |
|------------|------|
| 1/2"       | 12/2 |
| 3/4"       | 12/3 |

## Service Entrance Cable Connector



**Use:**

Service entrance cable connectors are used for sealing and terminating Oval SE cable to a threaded entry of a watertight box or enclosure.

- Wet location approved when used with a sealing locknut (not included).

**Material:**

- Zinc Die-Cast

**Standards:**

UL 514B  
CSA C22.2 No. 18.3-12

**Certifications:**

UL E155410    SF LR57925

| Model Number                  | UPC (0-31857) | Trade Size | Product Dimensions (inches) |      |      | Retail Pack Quantity | Master Case Quantity |
|-------------------------------|---------------|------------|-----------------------------|------|------|----------------------|----------------------|
|                               |               |            | A                           | B    | C    |                      |                      |
| <b>Boxed - Individual UPC</b> |               |            |                             |      |      |                      |                      |
| 02-55760                      | 557607        | 1"         | 1.44                        | 0.50 | 0.80 | 1                    | 10                   |
| 02-55761                      | 557614        | 1"         | 1.44                        | 0.44 | 0.70 | 1                    | 10                   |
| 02-55770                      | 557706        | 1-1/4"     | 1.99                        | 0.57 | 0.94 | 1                    | 6                    |
| 02-55781                      | 557812        | 1-1/2"     | 2.18                        | 0.74 | 1.24 | 1                    | 5                    |
| 02-55793                      | 557935        | 2"         | 2.41                        | 0.89 | 1.54 | 1                    | 5                    |
| 02-55794                      | 557942        | 2"         | 2.41                        | 1.00 | 1.58 | 1                    | 5                    |

**WARNING:**  
Cancer and Reproductive Harm  
[www.P65Warnings.ca.gov](http://www.P65Warnings.ca.gov)

| Trade Size | Model Number | SE Oval         |
|------------|--------------|-----------------|
| 1"         | 02-55760     | 0.500" x 0.800" |
|            | 02-55761     | 0.440" x 0.700" |
| 1-1/4"     | 02-55770     | 0.570" x 0.940" |
| 1-1/2"     | 02-55781     | 0.740" x 1.235" |
| 2"         | 02-55793     | 0.850" x 1.540" |
|            | 02-55794     | 1.000" x 1.580" |

## One-Hole Midget Strap



**Use:**

One-hole midget straps are used to secure bare solid copper wire to a working surface as required by the National Electric Code (NEC).


**Material:**

- Zinc-Plated Steel

| Model Number   | UPC (0-31857) | Trade Size | Product Dimensions (inches) |      |      | Retail Pack Quantity | Master Case Quantity |
|----------------|---------------|------------|-----------------------------|------|------|----------------------|----------------------|
|                |               |            | A                           | B    | C    |                      |                      |
| <b>Polybag</b> |               |            |                             |      |      |                      |                      |
| 44720          | 447205        | 3/16"      | 0.67                        | 0.30 | 0.19 | 50                   | 10                   |
| 44721          | 447212        | 1/4"       | 0.98                        | 0.50 | 0.21 | 50                   | 5                    |

Also found on page 80

## One-Hole NM Strap



**Use:**


One-hole straps are used to secure NM Sheathed cable as required by the National Electric Code (NEC).

**Material:**

- Zinc-Plated Steel

| Model Number   | UPC (0-31857) | Cable Size | Product Dimensions (inches) |      |      | Retail Pack Quantity | Master Case Quantity |
|----------------|---------------|------------|-----------------------------|------|------|----------------------|----------------------|
|                |               |            | A                           | B    | C    |                      |                      |
| <b>Polybag</b> |               |            |                             |      |      |                      |                      |
| 49700          | 497002        | 14/2-12/2  | 1.40                        | 0.50 | 0.36 | 3                    | 50                   |
| 41700          | 417000        | 14/2-12/2  | 1.40                        | 0.50 | 0.36 | 10                   | 20                   |

## One-Hole Oval SE Strap




**Use:**  
One-hole straps are used to secure Oval SE cable as required by the National Electric Code (NEC).

**Material:**  
• Zinc-Plated Steel

| Model Number   | UPC (0-31857) | Cable Size | Product Dimensions (inches) |      |      | Retail Pack Quantity | Master Case Quantity |
|----------------|---------------|------------|-----------------------------|------|------|----------------------|----------------------|
|                |               |            | A                           | B    | C    |                      |                      |
| <b>Polybag</b> |               |            |                             |      |      |                      |                      |
| 49701          | 497019        | 8/3-4/3    | 1.71                        | 0.57 | 0.51 | 3                    | 50                   |
| 41701          | 417017        | 8/3-4/3    | 1.71                        | 0.57 | 0.51 | 10                   | 20                   |
| 49702          | 497026        | 3/3-2/3    | 1.95                        | 0.57 | 0.61 | 3                    | 50                   |
| 41702          | 417024        | 3/3-2/3    | 1.95                        | 0.57 | 0.61 | 10                   | 10                   |
| 41703          | 417031        | 1-2/0      | 2.50                        | 1.02 | 0.82 | 6                    | 10                   |
| 41704          | 417048        | 3/0-4/0    | 2.81                        | 0.98 | 0.93 | 4                    | 10                   |
| 49704          | 497040        | 3/0-4/0    | 2.81                        | 0.98 | 0.93 | 1                    | 50                   |

## Two-Hole Oval SE Strap



**Use:**  
Two-hole straps are used to secure Oval SE cable as required by the National Electric Code (NEC).

**Material:**  
• Zinc-Plated Steel

| Model Number   | UPC (0-31857) | Cable Size | Product Dimensions (inches) |      |      | Retail Pack Quantity | Master Case Quantity |
|----------------|---------------|------------|-----------------------------|------|------|----------------------|----------------------|
|                |               |            | A                           | B    | C    |                      |                      |
| <b>Polybag</b> |               |            |                             |      |      |                      |                      |
| 44711          | 447113        | 8/3-4/3    | 2.70                        | 0.75 | 0.40 | 5                    | 10                   |
| 43712          | 437121        | 3/3-2/3    | 2.81                        | 0.75 | 0.60 | 6                    | 5                    |
| 49732          | 497323        | 3/3-2/3    | 2.81                        | 0.75 | 0.60 | 3                    | 50                   |
| 43714          | 437145        | 3/0-4/0    | 3.63                        | 0.75 | 0.91 | 6                    | 10                   |
| 49734          | 497347        | 3/0-4/0    | 3.63                        | 0.75 | 0.91 | 1                    | 25                   |

## Clamp-On Service Entrance Head



**Use:**

Service entrance heads are used as a connecting point in an overhead service entrance and can be mounted on threaded or unthreaded Rigid, IMC or EMT conduit.

- Clamp-on type
- Phenolic insulator with multiple holes
- Listed for use in wet locations

**Material:**

- Aluminum Die-Cast

**Standards:**

UL 514B  
CSA C22.2 No. 18.3-12

**Certifications:**



| Model Number                  | UPC (0-31857) | Trade Size | Product Dimensions (inches) |       |      | Retail Pack Quantity | Master Case Quantity |
|-------------------------------|---------------|------------|-----------------------------|-------|------|----------------------|----------------------|
|                               |               |            | A                           | B     | C    |                      |                      |
| <b>Boxed - Individual UPC</b> |               |            |                             |       |      |                      |                      |
| 02-51251                      | 512514        | 1/2"       | 2.25                        | 2.22  | 1.93 | 1                    | 10                   |
| 02-51252                      | 512521        | 3/4"       | 2.48                        | 2.51  | 2.20 | 1                    | 10                   |
| 02-51253                      | 512538        | 1"         | 2.75                        | 2.85  | 2.55 | 1                    | 5                    |
| 02-51254                      | 512545        | 1-1/4"     | 3.12                        | 2.90  | 2.98 | 1                    | 2                    |
| 02-51255                      | 512552        | 1-1/2"     | 3.75                        | 3.68  | 3.18 | 1                    | 2                    |
| 02-51256                      | 512569        | 2"         | 4.34                        | 5.28  | 4.61 | 1                    | 3                    |
| 02-51257                      | 512576        | 2-1/2"     | 5.59                        | 10.59 | 6.14 | 1                    | 2                    |
| 02-51258                      | 512583        | 3"         | 6.38                        | 10.71 | 6.14 | 1                    | 1                    |

| Trade Size | Conduit Size | Insulator Hole Size                |
|------------|--------------|------------------------------------|
| 1/2"       | 1/2"         | (4x) 19/64"                        |
| 3/4"       | 3/4"         | (2x) 3/8", (3x) 13/32"             |
| 1"         | 1"           | (2x) 7/16", (3x) 1/2"              |
| 1-1/4"     | 1-1/4"       | (2x) 27/64", (3x) 5/8"             |
| 1-1/2"     | 1-1/2"       | (2x) 19/32", (1x) 7/16", (3x) 3/4" |
| 2"         | 2"           | (1x) 17/32", (2x) 3/4", (3x) 1"    |
| 2-1/2"     | 2-1/2"       | (3x) 7/8", (1x) 1", (3x) 1-5/16"   |
| 3"         | 3"           | (3x) 7/8", (1x) 1", (3x) 1-5/16"   |

**WARNING:**  
Cancer and Reproductive Harm  
[www.P65Warnings.ca.gov](http://www.P65Warnings.ca.gov)

## Service Entrance Mast Head



**Use:**

Service entrance caps are used as a connecting point in an overhead service entrance and can be mounted on threaded or unthreaded Rigid or IMC conduit.

- Slip fit
- Phenolic insulator with multiple holes
- Listed for use in wet locations

**Material:**

- Aluminum Die-Cast

**Standards:**

UL 514B  
CSA C22.2 No. 18.3-12

**Certifications:**

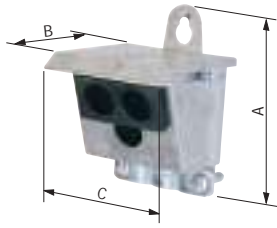


| Model Number                  | UPC (0-31857) | Trade Size | Product Dimensions (inches) |      |      | Retail Pack Quantity | Master Case Quantity |
|-------------------------------|---------------|------------|-----------------------------|------|------|----------------------|----------------------|
|                               |               |            | A                           | B    | C    |                      |                      |
| <b>Boxed - Individual UPC</b> |               |            |                             |      |      |                      |                      |
| 02-51456                      | 514563        | 2"         | 2.66                        | 3.72 | 3.14 | 1                    | 4                    |
| 02-51458                      | 514587        | 2-1/2"     | 3.12                        | 4.57 | 4.20 | 1                    | 2                    |

| Trade Size | Conduit Size | Insulator Hole Size             |
|------------|--------------|---------------------------------|
| 2"         | 2"           | (2x) 27/64", (3x) 5/8"          |
| 2-1/2"     | 2-1/2"       | (1x) 17/32", (2x) 3/4", (3x) 1" |

**WARNING:**  
Cancer and Reproductive Harm  
[www.P65Warnings.ca.gov](http://www.P65Warnings.ca.gov)

## Oval Service Entrance Head



**Use:**

Die-cast oval service entrance caps are used as a connecting point in an overhead service entrance for Oval SE cable.

- Removable cap
- Two piece phenolic insulator
- Listed for use in dry locations

**Material:**

- Aluminum Die-Cast

**Standards:**

UL 514B  
CSA C22.2 No. 18.3-12

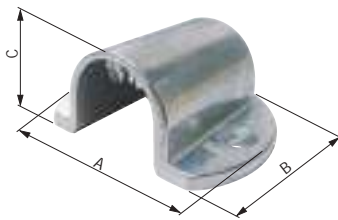
**Certifications:**

UL E155410    SP LR57925

| Model Number   | UPC (0-31857) | Cable Size    | Product Dimensions (inches) |      |      | Retail Pack Quantity | Master Case Quantity |
|----------------|---------------|---------------|-----------------------------|------|------|----------------------|----------------------|
|                |               |               | A                           | B    | C    |                      |                      |
| <b>Polybag</b> |               |               |                             |      |      |                      |                      |
| 02-51200       | 512002        | 3#8 – 3#1     | 2.92                        | 2.45 | 3.22 | 1                    | 5                    |
| 02-51235       | 512354        | 3#1/0 – 3#4/0 | 4.48                        | 3.40 | 1.97 | 1                    | 5                    |

**WARNING:**  
Cancer and Reproductive Harm  
[www.P65Warnings.ca.gov](http://www.P65Warnings.ca.gov)

## Conduit Sill Plate



**Use:**

Sill plates are used in conjunction with sealing compound to protect service entrance cable and to cover the hole where it enters the dwelling.

- Supplied with mounting screws
- For use with EMT conduit

**Material:**

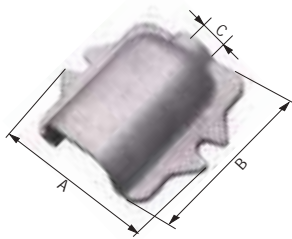
- Aluminum Die-Cast

| Model Number                  | UPC (0-31857) | Trade Size  | Product Dimensions (inches) |      |      | Retail Pack Quantity | Master Case Quantity |
|-------------------------------|---------------|-------------|-----------------------------|------|------|----------------------|----------------------|
|                               |               |             | A                           | B    | C    |                      |                      |
| <b>Boxed - Individual UPC</b> |               |             |                             |      |      |                      |                      |
| 40591                         | 405915        | 1/2" & 3/4" | 2.60                        | 2.35 | 0.79 | 1                    | 15                   |
| 40593                         | 405939        | 1"          | 3.01                        | 2.53 | 1.26 | 1                    | 10                   |
| 40594                         | 405946        | 1-1/4"      | 3.78                        | 2.61 | 1.57 | 1                    | 25                   |

| Trade Size  | No. Mounting Holes |
|-------------|--------------------|
| 1/2" & 3/4" | 2                  |
| 1"          | 2                  |
| 1-1/4"      | 4                  |
| 2"          | 4                  |

**WARNING:**  
Cancer and Reproductive Harm  
[www.P65Warnings.ca.gov](http://www.P65Warnings.ca.gov)

## Service Entrance Cable Sill Plate



**Use:**

Sill plates are used in conjunction with sealing compound to protect service entrance cable and cover the hole where it enters the building.

- Supplied with mounting screws
- Two mounting holes


**Material:**

- Aluminum Die-Cast

| Model Number                  | UPC (0-31857) | Cable Size | Product Dimensions (inches) |      |      | Retail Pack Quantity | Master Case Quantity |
|-------------------------------|---------------|------------|-----------------------------|------|------|----------------------|----------------------|
|                               |               |            | A                           | B    | C    |                      |                      |
| <b>Boxed - Individual UPC</b> |               |            |                             |      |      |                      |                      |
| 40595                         | 405953        | 3#2 - 3#4  | 2.95                        | 2.68 | 0.87 | 1                    | 10                   |

**WARNING:**  
Cancer and Reproductive Harm  
[www.P65Warnings.ca.gov](http://www.P65Warnings.ca.gov).

## Service Entrance Cable Sill Plate



**Use:**

Sill plates are used in conjunction with sealing compound to protect service entrance cable and cover the hole where it enters the building.

- Supplied with mounting screws
- Four mounting holes


**Material:**

- Aluminum Die-Cast

| Model Number                  | UPC (0-31857) | Cable Size  | Product Dimensions (inches) |      |      | Retail Pack Quantity | Master Case Quantity |
|-------------------------------|---------------|-------------|-----------------------------|------|------|----------------------|----------------------|
|                               |               |             | A                           | B    | C    |                      |                      |
| <b>Boxed - Individual UPC</b> |               |             |                             |      |      |                      |                      |
| 40596                         | 405960        | 3#3/0-3#4/0 | 6.18                        | 2.44 | 3.78 | 1                    | 4                    |
| 40599                         | 405991        | 3#1/0-3#2/0 | 2.52                        | 5.31 | 2.01 | 1                    | 4                    |

**WARNING:**  
Cancer and Reproductive Harm  
[www.P65Warnings.ca.gov](http://www.P65Warnings.ca.gov).

## Standard Porcelain Wireholder



**Use:**

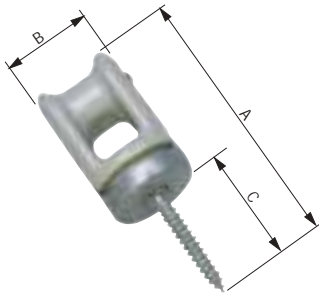
Porcelain wireholders are used in overhead services to support and secure incoming service entrance wires prior to entrance.

**Material:**

- Porcelain
- Steel

| Model Number                  | UPC (0-31857) | Trade Size | Product Dimensions (inches) |      |      | Retail Pack Quantity | Master Case Quantity |
|-------------------------------|---------------|------------|-----------------------------|------|------|----------------------|----------------------|
|                               |               |            | A                           | B    | C    |                      |                      |
| <b>Boxed - Individual UPC</b> |               |            |                             |      |      |                      |                      |
| 02-56030                      | 560300        | 1-11/16"   | 3.88                        | 1.44 | 2.13 | 1                    | 5                    |

## Heavy Duty Porcelain Wireholder



**Use:**

Porcelain wireholders are used in overhead services to support and secure incoming service entrance wires prior to entrance.

- Reinforced


**Material:**

- Porcelain
- Steel

| Model Number                  | UPC (0-31857) | Trade Size  | Product Dimensions (inches) |      |      | Retail Pack Quantity | Master Case Quantity |
|-------------------------------|---------------|-------------|-----------------------------|------|------|----------------------|----------------------|
|                               |               |             | A                           | B    | C    |                      |                      |
| <b>Boxed - Individual UPC</b> |               |             |                             |      |      |                      |                      |
| 02-56033                      | 560331        | 2-1/4"      | 5.26                        | 1.54 | 2.50 | 1                    | 10                   |
| 02-56036                      | 560362        | 3/8" x 1/2" | 3.33                        | 1.54 | 0.50 | 1                    | 20                   |



## Adjustable Wireholder



**Use:**

Porcelain wireholders are used in overhead services to support and secure incoming service entrance wires prior to entrance.

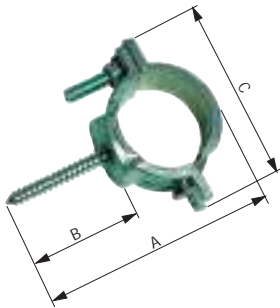
- Clamp-on
- Mounts below service entrance cap
- Adjustable from 1-1/4" to 3"

**Material:**

- Porcelain
- Steel

| Model Number                  | UPC (0-31857) | Trade Size | Product Dimensions (inches) |      |      | Retail Pack Quantity | Master Case Quantity |
|-------------------------------|---------------|------------|-----------------------------|------|------|----------------------|----------------------|
|                               |               |            | A                           | B    | C    |                      |                      |
| <b>Boxed - Individual UPC</b> |               |            |                             |      |      |                      |                      |
| 02-56037                      | 560379        | Adj.       | 2.80                        | 1.70 | 3.37 | 1                    | 5                    |

## Conduit Support



**Use:**

Conduit supports are used to secure conduit to the outside surface of a building.

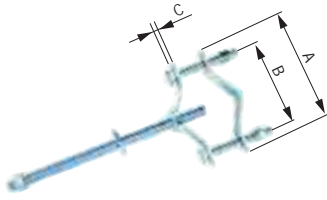
- Lag Screw Type
- For Rigid, IMC or EMT conduit

**Material:**

- Zinc-Plated Iron

| Model Number                  | UPC (0-31857) | Trade Size | Product Dimensions (inches) |      |      | Retail Pack Quantity | Master Case Quantity |
|-------------------------------|---------------|------------|-----------------------------|------|------|----------------------|----------------------|
|                               |               |            | A                           | B    | C    |                      |                      |
| <b>Boxed - Individual UPC</b> |               |            |                             |      |      |                      |                      |
| 02-56040                      | 560409        | 2"         | 5.27                        | 2.40 | 4.27 | 1                    | 5                    |
| 02-56041                      | 560416        | 2-1/2"     | 5.68                        | 2.40 | 4.86 | 1                    | 5                    |

## Universal Conduit Support



**Use:**

Conduit supports are used to secure conduit to the outside surface of a building.

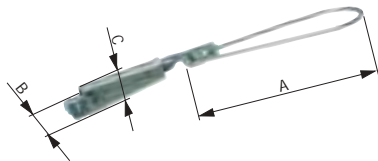
- 1/2" x 10" Stud Bolt
- For Rigid, IMC, or EMT conduit

**Material:**

- Steel

| Model Number                  | UPC (0-31857) | Trade Size  | Product Dimensions (inches) |      |      | Retail Pack Quantity | Master Case Quantity |
|-------------------------------|---------------|-------------|-----------------------------|------|------|----------------------|----------------------|
|                               |               |             | A                           | B    | C    |                      |                      |
| <b>Boxed - Individual UPC</b> |               |             |                             |      |      |                      |                      |
| 02-56042                      | 560423        | 1-1/4" - 3" | 5.36                        | 4.13 | 0.15 | 1                    | 5                    |

## Wedge Clamp Connector



**Use:**

Wedge clamp connectors are used to connect a triplex overhead service entrance cable to a mounting device on a building.

**Material:**

- Aluminum
- Stainless Steel Ball

| Model Number                  | UPC (0-31857) | Cable Size | Product Dimensions (inches) |      |      | Retail Pack Quantity | Master Case Quantity |
|-------------------------------|---------------|------------|-----------------------------|------|------|----------------------|----------------------|
|                               |               |            | A                           | B    | C    |                      |                      |
| <b>Boxed - Individual UPC</b> |               |            |                             |      |      |                      |                      |
| 51061                         | 510619        | 6-2        | 7.40                        | 0.60 | 0.85 | 1                    | 10                   |
| 51062                         | 510625        | 4-1/0      | 6.20                        | 0.78 | 1.30 | 1                    | 5                    |
| 51063                         | 510633        | 2/0-4/0    | 7.40                        | 0.78 | 1.20 | 1                    | 10                   |

## AC/MC Connector



**Use:**

AC/MC connectors are used to terminate AC or MC to a knockout in a dry location box or enclosure.

**Material:**

- Zinc Die-Cast

**Standards:**

UL 514B  
CSA C22.2 No. 18.3-12

**Certifications:**


 US E155411

| Model Number           | UPC (0-31857) | Trade Size | Product Dimensions (inches) |      |      | Retail Pack Quantity | Master Case Quantity |
|------------------------|---------------|------------|-----------------------------|------|------|----------------------|----------------------|
|                        |               |            | A                           | B    | C    |                      |                      |
| <b>Polybag</b>         |               |            |                             |      |      |                      |                      |
| 49501                  | 495015        | 3/8"       | 0.79                        | 0.63 | 0.37 | 1                    | 100                  |
| 18058                  | 180584        | 3/8"       | 0.79                        | 0.63 | 0.37 | 4                    | 10                   |
| 45501                  | 455019        | 3/8"       | 0.79                        | 0.63 | 0.37 | 10                   | 15                   |
| <b>Contractor Pack</b> |               |            |                             |      |      |                      |                      |
| C-550                  | 655013        | 3/8"       | 0.79                        | 0.63 | 0.37 | 100                  | 5                    |

| Trade Size | Knockout Size | Steel & Aluminum |               |
|------------|---------------|------------------|---------------|
|            |               | AC               | MC (MCI, PCS) |
| 3/8"       | 1/2"          | 14/2 - 10/3      | 14/2 - 10/3   |

Save time and labor with a Snap Lock® version found below or a Double Snap Lock® version found on page 60

## Snap Lock® AC/MC Connector



**Use:**

AC/MC connectors are used to terminate AC or MC to a knockout in a dry location box or enclosure.

- Faster installation with no locknut required

**Material:**

- Zinc Die-Cast

**Standards:**

UL 514B  
CSA C22.2 No. 18.3-12

**Certifications:**


 US E155411

| Model Number           | UPC (0-31857) | Trade Size | Product Dimensions (inches) |      |      | Retail Pack Quantity | Master Case Quantity |
|------------------------|---------------|------------|-----------------------------|------|------|----------------------|----------------------|
|                        |               |            | A                           | B    | C    |                      |                      |
| <b>Polybag</b>         |               |            |                             |      |      |                      |                      |
| 42502                  | 425029        | 3/8"       | 0.87                        | 0.94 | 0.40 | 5                    | 10                   |
| 45502                  | 455026        | 3/8"       | 0.87                        | 0.94 | 0.40 | 2                    | 12                   |
| <b>Contractor Pack</b> |               |            |                             |      |      |                      |                      |
| C-560                  | 656010        | 3/8"       | 0.87                        | 0.94 | 0.40 | 25                   | 2                    |

| Trade Size | Knockout Size | Steel & Aluminum |               |
|------------|---------------|------------------|---------------|
|            |               | AC               | MC (MCI, PCS) |
| 3/8"       | 1/2"          | 14/2 - 10/3      | 14/2 - 10/3   |

Tool Free Double Snap Lock® version found on page 60

# Double Snap Lock® AC/MC Connector



**Use:**  
 Double Snap Lock® AC/MC connectors are used to terminate AC, MC or FMC/RWFMC to a knockout in a dry location box or enclosure. The patented Double Snap Lock® design provides a faster installation.

- No tools required
- Robust insulator will not fall out

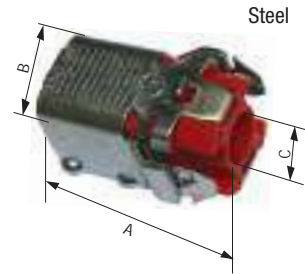
**Material:**

- Zinc Die-Cast
- Zinc-Plated Steel

**Standards:**  
 UL 514B  
 CSA C22.2 No. 18.3-12

**Certifications:**  
 E155411

| Model Number           | UPC (0-31857) | Trade Size | Product Dimensions (inches) |      |      | Retail Pack Quantity | Master Case Quantity |
|------------------------|---------------|------------|-----------------------------|------|------|----------------------|----------------------|
|                        |               |            | A                           | B    | C    |                      |                      |
| <b>Die-Cast</b>        |               |            |                             |      |      |                      |                      |
| <b>Polybag</b>         |               |            |                             |      |      |                      |                      |
| 42505                  | 425050        | 3/8"       | 1.45                        | 0.76 | 0.39 | 5                    | 10                   |
| 45505                  | 455057        | 3/8"       | 1.45                        | 0.76 | 0.39 | 2                    | 12                   |
| <b>Contractor Pack</b> |               |            |                             |      |      |                      |                      |
| C-570                  | 657000        | 3/8"       | 1.45                        | 0.76 | 0.39 | 25                   | 2                    |
| <b>Steel</b>           |               |            |                             |      |      |                      |                      |
| <b>Polybag</b>         |               |            |                             |      |      |                      |                      |
| 45065                  | 450656        | 3/8"       | 1.42                        | 0.79 | 0.39 | 2                    | 12                   |



| Trade Size | Knockout Size | Steel & Aluminum |             |                           |
|------------|---------------|------------------|-------------|---------------------------|
|            |               | FMC/RWFMC        | AC          | MC (MCI, MCI-A, HCF, PCS) |
| 3/8"       | 1/2"          | 3/8"             | 14/2 - 10/3 | 14/2 - 10/3               |




**Step 1**  
Snap onto cable



**Step 2**  
Snap into box

**Tool Free Double Snap Lock® Cut-In Connector for old work found on page 61**

## Double Snap Lock® Cut-In Connector



### Use:

Double Snap Lock® cut-in connectors are used to terminate AC, MC or FMC/RWFMC to a knockout in an old work (cut-in) dry location box or enclosure. The Double Snap Lock® design provides a faster installation.

- No tools required
- Flush mount inside the box
- Robust insulator will not fall out

### Material:

- Zinc Die-Cast

### Standards:

UL 514B  
CSA C22.2 No. 18.3-12

### Certifications:

 E155411

| Model Number   | UPC (0-31857) | Trade Size | Product Dimensions (inches) |      |      | Retail Pack Quantity | Master Case Quantity |
|----------------|---------------|------------|-----------------------------|------|------|----------------------|----------------------|
|                |               |            | A                           | B    | C    |                      |                      |
| <b>Polybag</b> |               |            |                             |      |      |                      |                      |
| 45510          | 455101        | 3/8"       | 1.54                        | 1.11 | 1.10 | 2                    | 12                   |

| Trade Size | Knockout Size | Steel & Aluminum |             |                           |
|------------|---------------|------------------|-------------|---------------------------|
|            |               | FMC/RWFMC        | AC          | MC (MCI, MCI-A, PCS, HCF) |
| 3/8"       | 1/2"          | 3/8"             | 14/2 - 10/3 | 14/2 - 10/3               |



**Step 1**  
Pull conduit through knockout, insert wires into fitting



**Step 2**  
Snap conduit into the fitting

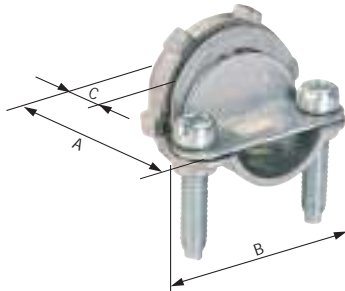


**Step 3**  
Push fitting and conduit back through knockout



**Step 4**  
Snap into knockout from inside the box

## Combination Connector



### Use:

Combination connectors are used to terminate AC, MC or FMC to a knockout in a dry location box or enclosure.

### Material:

- Zinc Die-Cast

### Standards:

UL 514B  
CSA C22.2 No. 18.3-12

### Certifications:

 E155411  LR57925

| Model Number           | UPC (0-31857) | Trade Size | Product Dimensions (inches) |      |      | Retail Pack Quantity | Master Case Quantity |
|------------------------|---------------|------------|-----------------------------|------|------|----------------------|----------------------|
|                        |               |            | A                           | B    | C    |                      |                      |
| <b>Polybag</b>         |               |            |                             |      |      |                      |                      |
| 49502                  | 495022        | 3/8"       | 0.74                        | 1.16 | 0.36 | 1                    | 100                  |
| 44002                  | 440022        | 3/8"       | 0.74                        | 1.16 | 0.36 | 3                    | 20                   |
| 42002                  | 420024        | 3/8"       | 0.74                        | 1.16 | 0.36 | 5                    | 25                   |
| <b>Contractor Pack</b> |               |            |                             |      |      |                      |                      |
| C-510                  | 670023        | 3/8"       | 0.74                        | 1.16 | 0.36 | 100                  | 2                    |

| Trade Size | Knockout Size | Steel & Aluminum |             |               | Aluminum    |             |
|------------|---------------|------------------|-------------|---------------|-------------|-------------|
|            |               | FMC              | AC          | MC (MCI, PCS) | MCI-A       | MC-HCF      |
| 3/8"       | 1/2"          | 3/8"             | 14/2 - 10/2 | 14/2 - 10/3   | 14/2 - 10/3 | 12/2 - 10/2 |

Save time and labor with a Snap Lock® version found on page 62

# Snap Lock® Combination Connector

AC/MC/FLEX



**Use:**  
 Combination connectors are used to terminate AC, MC or FMC/RWFC to a knockout in a dry location box or enclosure.  
 • Faster installation with no locknut required

**Material:**  
 • Zinc Die-Cast


**Standards:**  
 UL 514B  
 CSA C22.2 No. 18.3-12

**Certifications:**  
 174008

| Model Number   | UPC (0-31857) | Trade Size | Product Dimensions (inches) |      |      | Retail Pack Quantity | Master Case Quantity |
|----------------|---------------|------------|-----------------------------|------|------|----------------------|----------------------|
|                |               |            | A                           | B    | C    |                      |                      |
| <b>Polybag</b> |               |            |                             |      |      |                      |                      |
| 42028          | 420284        | 3/8"       | 0.77                        | 0.91 | 0.39 | 2                    | 12                   |

| Trade Size | Knockout Size | Steel & Aluminum |             |               | Aluminum    |
|------------|---------------|------------------|-------------|---------------|-------------|
|            |               | FMC/RWFC         | AC          | MC (MCI, PCS) | MCI-A, HCF  |
| 3/8"       | 1/2"          | 3/8"             | 14/2 - 10/3 | 14/2 - 10/3   | 14/2 - 10/3 |

## Squeeze Connector



**Use:**

Squeeze connectors are used to terminate AC, MC or FMC/RWFMC to a knockout in a dry location box or enclosure.

**Material:**

- Zinc Die-Cast

**Standards:**

UL 514B  
CSA C22.2 No. 18.3-12

**Certifications:**

UL E155411 SP LR57925

| Model Number                  | UPC (0-31857) | Trade Size | Product Dimensions (inches) |      |      | Retail Pack Quantity | Master Case Quantity |
|-------------------------------|---------------|------------|-----------------------------|------|------|----------------------|----------------------|
|                               |               |            | A                           | B    | C    |                      |                      |
| <b>Polybag</b>                |               |            |                             |      |      |                      |                      |
| 49401                         | 494018        | 3/8"       | 1.00                        | 0.41 | 0.62 | 1                    | 30                   |
| 49407                         | 494070        | 1/2"       | 1.50                        | 0.50 | 0.99 | 1                    | 25                   |
| 44407                         | 444075        | 1/2"       | 1.50                        | 0.50 | 0.99 | 3                    | 20                   |
| 49408                         | 494087        | 3/4"       | 1.59                        | 0.50 | 1.18 | 1                    | 25                   |
| 44408                         | 444082        | 3/4"       | 1.59                        | 0.50 | 1.18 | 3                    | 20                   |
| <b>Boxed - Individual UPC</b> |               |            |                             |      |      |                      |                      |
| 02-55410                      | 554101        | 1"         | 1.75                        | 0.55 | 1.44 | 1                    | 10                   |
| 02-55412                      | 554125        | 1-1/4"     | 1.90                        | 0.61 | 1.76 | 1                    | 10                   |
| 02-55414                      | 554149        | 1-1/2"     | 2.03                        | 0.61 | 2.06 | 1                    | 10                   |
| 02-55416                      | 554163        | 2"         | 2.10                        | 0.61 | 2.55 | 1                    | 10                   |
| <b>Contractor Pack</b>        |               |            |                             |      |      |                      |                      |
| 55401M                        | 111397        | 3/8"       | 1.00                        | 0.41 | 0.62 | 50                   | 1                    |
| SC-50                         | 654078        | 1/2"       | 1.50                        | 0.50 | 0.99 | 25                   | 2                    |
| 55408M                        | 111540        | 3/4"       | 1.59                        | 0.50 | 1.18 | 25                   | 1                    |

| Trade Size | Knockout Size | Steel     | Steel & Aluminum |             |             |
|------------|---------------|-----------|------------------|-------------|-------------|
|            |               | FMC/RWFMC | FMC/RWFMC        | AC          | MC (MCI)    |
| 3/8"       | 1/2"          | -         | 3/8"             | 12/2 - 10/3 | 12/2 - 10/3 |
| 1/2"       | 1/2"          | -         | 1/2"             | 6/3         | 6/3         |
| 3/4"       | 3/4"          | 3/4"      | -                | -           | -           |
| 1"         | 1"            | 1"        | -                | -           | -           |
| 1-1/4"     | 1-1/4"        | 1-1/4"    | -                | -           | -           |
| 1-1/2"     | 1-1/2"        | 1-1/2"    | -                | -           | -           |
| 2"         | 2"            | 2"        | -                | -           | -           |

## Insulated Squeeze Connector



**Use:**

Squeeze connectors are used to terminate AC, MC or FMC/RWFMC to a knockout in a dry location box or enclosure.

- Insulated

**Material:**

- Zinc Die-Cast

**Standards:**

UL 514B  
CSA C22.2 No. 18.3-12


**Certifications:**

UL E155411 SP LR57925

| Model Number   | UPC (0-31857) | Trade Size | Product Dimensions (inches) |      |      | Retail Pack Quantity | Master Case Quantity |
|----------------|---------------|------------|-----------------------------|------|------|----------------------|----------------------|
|                |               |            | A                           | B    | C    |                      |                      |
| <b>Polybag</b> |               |            |                             |      |      |                      |                      |
| 69401          | 694012        | 3/8"       | 1.08                        | 0.49 | 0.62 | 1                    | 30                   |
| 69407          | 694074        | 1/2"       | 1.58                        | 0.58 | 0.99 | 1                    | 25                   |
| 69408          | 694081        | 3/4"       | 1.68                        | 0.58 | 1.18 | 1                    | 25                   |

| Trade Size | Knockout Size | Steel     | Steel & Aluminum |             |             |
|------------|---------------|-----------|------------------|-------------|-------------|
|            |               | FMC/RWFMC | FMC/RWFMC        | AC          | MC (MCI)    |
| 3/8"       | 1/2"          | -         | 3/8"             | 12/2 - 10/3 | 12/2 - 10/3 |
| 1/2"       | 1/2"          | -         | 1/2"             | 6/3         | 6/3         |
| 3/4"       | 3/4"          | 3/4"      | -                | -           | -           |

## 90° Squeeze Connector



**Use:**

90° squeeze connectors are used to terminate AC, MC or FMC/RWFMC to a knockout in a metal box or enclosure where a 90° bend is required. For dry location applications.

**Material:**

- Zinc Die-Cast


**Standards:**

UL 514B  
CSA C22.2 No. 18.3-12

**Certifications:**

UL E155411 SP LR57925

## Insulated 90° Squeeze Connector



**Use:**

90° squeeze connectors are used to terminate AC, MC or FMC/RWFMC to a knockout in a metal box or enclosure where a 90° bend is required. For dry location applications.

- Insulated

**Material:**

- Zinc Die-Cast

**Standards:**

UL 514B  
CSA C22.2 No. 18.3-12

**Certifications:**

UL E155411 SP LR57925

| Model Number                    | UPC (0-31857) | Trade Size | Product Dimensions (inches) |      |      | Retail Pack Quantity | Master Case Quantity |
|---------------------------------|---------------|------------|-----------------------------|------|------|----------------------|----------------------|
|                                 |               |            | A                           | B    | C    |                      |                      |
| <b>Polybag</b>                  |               |            |                             |      |      |                      |                      |
| 49801                           | 498016        | 3/8"       | 1.18                        | 1.29 | 0.39 | 1                    | 50                   |
| 44801                           | 448011        | 3/8"       | 1.18                        | 1.29 | 0.39 | 2                    | 20                   |
| 49804                           | 498047        | 1/2"       | 1.51                        | 1.63 | 0.44 | 1                    | 20                   |
| 49806                           | 498061        | 3/4"       | 1.65                        | 1.89 | 0.43 | 1                    | 6                    |
| <b>Boxed - Individual UPC</b>   |               |            |                             |      |      |                      |                      |
| 02-55807                        | 558079        | 1"         | 2.13                        | 2.30 | 0.53 | 1                    | 10                   |
| 02-55808                        | 558086        | 1-1/4"     | 3.01                        | 2.70 | 0.59 | 1                    | 10                   |
| 02-55809                        | 558093        | 1-1/2"     | 4.80                        | 3.59 | 0.71 | 1                    | 4                    |
| 02-55810                        | 558109        | 2"         | 4.80                        | 3.59 | 0.71 | 1                    | 4                    |
| <b>Bulk - No Individual UPC</b> |               |            |                             |      |      |                      |                      |
| 55804                           | 558048        | 1/2"       | 1.51                        | 1.63 | 0.44 | 25                   | 10                   |
| 55806                           | 558062        | 3/4"       | 1.65                        | 1.89 | 0.43 | 10                   | 10                   |
| <b>Contractor Pack</b>          |               |            |                             |      |      |                      |                      |
| 55801M                          | 111410        | 3/8"       | 1.18                        | 1.29 | 0.39 | 50                   | 1                    |
| 55804M                          | 111519        | 1/2"       | 1.51                        | 1.63 | 0.44 | 50                   | 1                    |

| Trade Size | Knockout Size | Steel & Aluminum |             |  |
|------------|---------------|------------------|-------------|--|
|            |               | FMC/RWFMC        | AC          | MC   |
| 3/8"       | 1/2"          | 3/8"             | 14/2 - 10/3 | 14/2 - 10/3 (MCI & PCS)<br>10/3 - 10/4 (MCI-A & HCF) |
| 1/2"       | 1/2"          | 1/2"             | 8/2 - 8/3   | 8/2 - 8/3 (MCI)                                      |
| 3/4"       | 3/4"          | 3/4"             | -           | -  |
| 1"         | 1"            | 1"               | -           | -  |
| 1-1/4"     | 1-1/4"        | 1-1/4"           | -           | -  |
| 1-1/2"     | 1-1/2"        | 1-1/2"           | -           | -  |
| 2"         | 2"            | 2"               | -           | -  |

Tool Free Double Snap Lock® version found on page 65

| Model Number   | UPC (0-31857) | Trade Size | Product Dimensions (inches) |      |      | Retail Pack Quantity | Master Case Quantity |
|----------------|---------------|------------|-----------------------------|------|------|----------------------|----------------------|
|                |               |            | A                           | B    | C    |                      |                      |
| <b>Polybag</b> |               |            |                             |      |      |                      |                      |
| 69801          | 698010        | 3/8"       | 1.18                        | 1.30 | 0.46 | 1                    | 50                   |
| 69804          | 698041        | 1/2"       | 1.51                        | 1.63 | 0.51 | 1                    | 20                   |
| 69806          | 698065        | 3/4"       | 1.65                        | 1.89 | 0.51 | 1                    | 20                   |

| Trade Size | Knockout Size | Steel & Aluminum |             |  |
|------------|---------------|------------------|-------------|--|
|            |               | FMC/RWFMC        | AC          | MC   |
| 3/8"       | 1/2"          | 3/8"             | 14/2 - 10/3 | 14/2 - 10/3 (MCI & PCS)<br>10/3 - 10/4 (MCI-A & HCF) |
| 1/2"       | 1/2"          | 1/2"             | 8/2 - 8/3   | 8/2 - 8/3 (MCI)                                      |
| 3/4"       | 3/4"          | 3/4"             | -           | -  |



# Double Snap Lock® 90° Squeeze Connector



| Model Number   | UPC (0-31857) | Trade Size | Product Dimensions (inches) |      |   | Retail Pack Quantity | Master Case Quantity |
|----------------|---------------|------------|-----------------------------|------|---|----------------------|----------------------|
|                |               |            | A                           | B    | C |                      |                      |
| <b>Polybag</b> |               |            |                             |      |   |                      |                      |
| 49815          | 498153        | 3/8"       | 1.37                        | 1.73 | - | 2                    | 6                    |
| 49816          | 498160        | 1/2"       | 1.68                        | 2.06 | - | 1                    | 12                   |

| Trade Size | Knockout Size | Steel & Aluminum |             |                 | Aluminum          |
|------------|---------------|------------------|-------------|-----------------|-------------------|
|            |               | FMC/RWFMC        | AC          | MC              | MC                |
| 3/8"       | 1/2"          | 3/8"             | 14/2 - 10/3 | 14/2 - 10/3     | 14/2 - 10/3       |
| 1/2"       | 1/2"          | 1/2"             | 8/2 - 8/3   | 8/2 - 8/3 (MCI) | 8/2 - 8/3 (MCI-A) |

**Use:**

Double Snap Lock® 90° squeeze connectors are used to terminate AC, MC or FMC/RWFMC to a knockout in a metal box or enclosure where a 90° bend is required. The patented Double Snap Lock® design provides a faster installation. For dry location applications.

- No tools required
- Robust insulator will not fall out

**Material:**

- Zinc Die-Cast

**Standards:**

UL 514B  
CSA C22.2 No. 18.3-12

**Certifications:**



**Step 1**  
Insert cable



**Step 2**  
Bend to fit




**Step 3**  
Snap closed



**Step 4**  
Snap into box

## Duplex Connector



**Use:**

Duplex connectors are used to terminate two runs of AC, MC or FMC/RWFMC to a knockout in a dry location box or enclosure.

- Clamp type
- Single screw

**Material:**

- Zinc Die-Cast

**Standards:**

UL 514B  
CSA C22.2 No. 18.3-12

**Certifications:**


UL E155411 SP LR57925

| Model Number   | UPC (0-31857) | Trade Size | Product Dimensions (inches) |      |      | Retail Pack Quantity | Master Case Quantity |
|----------------|---------------|------------|-----------------------------|------|------|----------------------|----------------------|
|                |               |            | A                           | B    | C    |                      |                      |
| <b>Polybag</b> |               |            |                             |      |      |                      |                      |
| 18630          | 186302        | 3/8"       | 1.60                        | 1.49 | 0.42 | 1                    | 5                    |
| 49630          | 496302        | 3/8"       | 1.60                        | 1.49 | 0.42 | 1                    | 20                   |

| Trade Size | Knockout Size | Steel & Aluminum |             |                  | Aluminum    |             |
|------------|---------------|------------------|-------------|------------------|-------------|-------------|
|            |               | FMC/RWFMC        | AC          | MC (MCI, MC-PCS) | MCI-A       | HCF         |
| 3/8"       | 1/2"          | 3/8"             | 14/2 - 10/3 | 14/2 - 10/3      | 14/2 - 10/3 | 12/2 - 10/2 |

Save time and labor with a Snap Lock® version found below or a Double Snap Lock® version found on page 67

## Snap Lock® Duplex Connector



**Use:**

Snap Lock® duplex connectors are used to terminate two runs of AC, MC or FMC/RWFMC to a knockout in a dry location box or enclosure.

- Faster installation with no locknut required

**Material:**

- Zinc Die-Cast

**Standards:**

UL 514B  
CSA C22.2 No. 18.3-12

**Certifications:**

UL us E155411

| Model Number   | UPC (0-31857) | Trade Size | Product Dimensions (inches) |      |      | Retail Pack Quantity | Master Case Quantity |
|----------------|---------------|------------|-----------------------------|------|------|----------------------|----------------------|
|                |               |            | A                           | B    | C    |                      |                      |
| <b>Polybag</b> |               |            |                             |      |      |                      |                      |
| 49631          | 496319        | 3/8"       | 1.64                        | 1.45 | 0.41 | 1                    | 12                   |

| Trade Size | Knockout Size | Steel & Aluminum |             |                      | Aluminum    |
|------------|---------------|------------------|-------------|----------------------|-------------|
|            |               | FMC/RWFMC        | AC          | MC (MCI, MCI-A, PCS) | HCF         |
| 3/8"       | 1/2"          | 3/8"             | 14/2 - 10/3 | 14/2 - 10/3          | 12/2 - 10/2 |

Tool Free Double Snap Lock® version found on page 67

# Double Snap Lock® Duplex Connector



### Use:

Double Snap Lock® duplex connectors are used to terminate two runs of AC, MC or FMC/RWFMC to a knockout in a dry location box or enclosure. The patented Double Snap Lock® design provides a faster installation.

- No tools required
- Robust insulator will not fall out

### Material:

- Zinc Die-Cast

### Standards:

UL 514B  
CSA C22.2 No. 18.3-12

### Certifications:

 E155411

| Model Number   | UPC (0-31857) | Trade Size | Product Dimensions (inches) |      |      | Retail Pack Quantity | Master Case Quantity |
|----------------|---------------|------------|-----------------------------|------|------|----------------------|----------------------|
|                |               |            | A                           | B    | C    |                      |                      |
| <b>Polybag</b> |               |            |                             |      |      |                      |                      |
| 49635          | 496357        | 3/8"       | 2.10                        | 1.49 | 0.40 | 1                    | 12                   |

| Trade Size | Knockout Size | Steel & Aluminum |             |                           |
|------------|---------------|------------------|-------------|---------------------------|
|            |               | FMC/RWFMC        | AC          | MC (MCI, MCI-A, HCF, PCS) |
| 3/8"       | 1/2"          | 3/8"             | 14/2 - 10/3 | 14/2 - 10/3               |



**Step 1**  
Insert cable



**Step 2**  
Snap closed



**Step 3**  
Snap into box

## Saddle Connector



**Use:**

Saddle connectors are used to terminate NM, AC or MC to a knockout in a dry location box or enclosure.

**Material:**

- Zinc Die-Cast

**Standards:**

UL 514B  
CSA C22.2 No. 18.3-12

**Certifications:**


UL<sup>®</sup> US E155411    SB<sup>®</sup> LR57925

| Model Number                    | UPC (0-31857) | Trade Size | Product Dimensions (inches) |      |      | Retail Pack Quantity | Master Case Quantity |
|---------------------------------|---------------|------------|-----------------------------|------|------|----------------------|----------------------|
|                                 |               |            | A                           | B    | C    |                      |                      |
| <b>Polybag</b>                  |               |            |                             |      |      |                      |                      |
| 49503                           | 495039        | 3/8"       | 0.90                        | 1.61 | 0.90 | 1                    | 20                   |
| 44503                           | 445034        | 3/8"       | 0.90                        | 1.61 | 0.90 | 5                    | 10                   |
| <b>Bulk - No Individual UPC</b> |               |            |                             |      |      |                      |                      |
| 55503                           | 555030        | 3/8"       | 0.90                        | 1.61 | 0.90 | 50                   | 10                   |

| Trade Size | Knockout Size | NM Cable    | Steel & Aluminum |   | Aluminum        |
|------------|---------------|-------------|------------------|---|-----------------|
|            |               |             | AC               | MC (MCI, MC-PCS)                                      | MC (MCI-A, HCF) |
| 3/8"       | 1/2"          | 12/2 - 10/3 | 14/2 - 10/3      | 0.475" - 0.600" (Steel)<br>0.468" - 0.610" (Aluminum) | 0.452" - 0.538" |

Save time and labor with a Snap Lock<sup>®</sup> version found below

## Snap Lock<sup>®</sup> Saddle Connector



**Use:**

Snap Lock<sup>®</sup> saddle connectors are used to terminate NM, AC or MC to a knockout in a dry location box or enclosure.

- Faster installation with no locknut required

**Material:**

- Zinc Die-Cast

**Standards:**

UL 514B  
CSA C22.2 No. 18.3-12

**Certifications:**

UL<sup>®</sup> US E155411

| Model Number   | UPC (0-31857) | Trade Size | Product Dimensions (inches) |      |      | Retail Pack Quantity | Master Case Quantity |
|----------------|---------------|------------|-----------------------------|------|------|----------------------|----------------------|
|                |               |            | A                           | B    | C    |                      |                      |
| <b>Polybag</b> |               |            |                             |      |      |                      |                      |
| 49504          | 495046        | 3/8"       | 1.65                        | 1.04 | 0.93 | 1                    | 25                   |

| Trade Size | Knockout Size | NM Cable    | Steel & Aluminum |   | Aluminum        |
|------------|---------------|-------------|------------------|---|-----------------|
|            |               |             | AC               | MC (MCI, MC-PCS)                                      | MC (MCI-A, HCF) |
| 3/8"       | 1/2"          | 12/2 - 10/3 | 14/2 - 10/3      | 0.475" - 0.600" (Steel)<br>0.468" - 0.610" (Aluminum) | 0.452" - 0.538" |

## Snap-In Flex Connector



**Use:**

Snap-in connectors are used to terminate AC, MC or FMC/RWFMC to a knockout in a dry location box or enclosure.

- No tools required when connecting to box
- Insulated

**Material:**

- Zinc-Plated Steel

**Standards:**

UL 514B  
CSA C22.2 No. 18.3-12

**Certifications:**

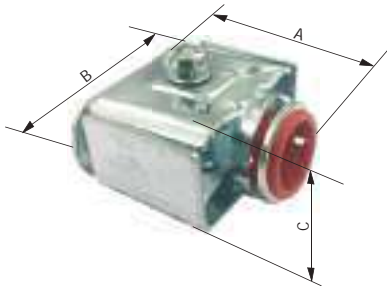
US E155411

| Model Number           | UPC (0-31857) | Trade Size | Product Dimensions (inches) |      |      | Retail Pack Quantity | Master Case Quantity |
|------------------------|---------------|------------|-----------------------------|------|------|----------------------|----------------------|
|                        |               |            | A                           | B    | C    |                      |                      |
| <b>Polybag</b>         |               |            |                             |      |      |                      |                      |
| 44440                  | 444402        | 1/2"       | 1.33                        | 0.98 | 1.72 | 3                    | 10                   |
| 44441                  | 444419        | 3/4"       | 1.65                        | 1.34 | 2.02 | 2                    | 10                   |
| <b>Contractor Pack</b> |               |            |                             |      |      |                      |                      |
| AMC-50                 | 637507        | 1/2"       | 1.33                        | 0.98 | 1.72 | 50                   | 2                    |
| AMC-75                 | 637750        | 3/4"       | 1.65                        | 1.34 | 2.02 | 25                   | 2                    |

| Trade Size | Knockout Size | Steel & Aluminum |             |                           |
|------------|---------------|------------------|-------------|---------------------------|
|            |               | FMC/RWFMC        | AC          | MC (MCI, MCI-A, PCS, HCF) |
| 1/2"       | 1/2"          | 3/8"             | 14/2 - 10/3 | 14/2 - 10/3               |
| 3/4"       | 3/4"          | 3/8" & 1/2"      | 10/3 - 6/3  | 10/3 - 6/3                |

AC/MC/FLEX

## Duplex Snap-In Flex Connector



**Use:**

Duplex snap-in connectors are used to terminate two runs of AC, MC or FMC/RWFMC to a knockout in a dry location box or enclosure.

- No tools required when connecting to box
- Insulated

**Material:**

- Zinc-Plated Steel

**Standards:**

UL 514B  
CSA C22.2 No. 18.3-12


**Certifications:**

US E155411

| Model Number   | UPC (0-31857) | Trade Size | Product Dimensions (inches) |      |      | Retail Pack Quantity | Master Case Quantity |
|----------------|---------------|------------|-----------------------------|------|------|----------------------|----------------------|
|                |               |            | A                           | B    | C    |                      |                      |
| <b>Polybag</b> |               |            |                             |      |      |                      |                      |
| 44450          | 444501        | 1/2"       | 1.66                        | 1.76 | 0.89 | 2                    | 12                   |

| Trade Size | Knockout Size | Steel & Aluminum |             |                           |
|------------|---------------|------------------|-------------|---------------------------|
|            |               | FMC/RWFMC        | AC          | MC (MCI, MCI-A, PCS, HCF) |
| 1/2"       | 1/2"          | 3/8"             | 14/2 - 10/3 | 14/2 - 10/3               |

## Screw-In Connector



**Use:**  
Screw-in type connectors are used to terminate FMC to a knockout in a dry location box or enclosure.

- Screws into conduit

**Material:**

- Zinc Die-Cast

**Standards:**

UL 514B  
CSA C22.2 No. 18.3-12

**Certifications:**

UL E155411 SP LR57925

| Model Number                    | UPC (0-31857) | Trade Size | Product Dimensions (inches) |      |      | Retail Pack Quantity | Master Case Quantity |
|---------------------------------|---------------|------------|-----------------------------|------|------|----------------------|----------------------|
|                                 |               |            | A                           | B    | C    |                      |                      |
| <b>Polybag</b>                  |               |            |                             |      |      |                      |                      |
| 49009                           | 490096        | 3/8"       | 1.28                        | 0.92 | 0.46 | 1                    | 50                   |
| 42009                           | 420093        | 3/8"       | 1.28                        | 0.92 | 0.46 | 2                    | 25                   |
| 18129                           | 181291        | 3/8"       | 1.28                        | 0.92 | 0.46 | 4                    | 10                   |
| 49010                           | 490102        | 1/2"       | 1.35                        | 0.92 | 0.41 | 1                    | 50                   |
| 18130                           | 181307        | 1/2"       | 1.35                        | 0.92 | 0.41 | 4                    | 10                   |
| 44010                           | 440107        | 1/2"       | 1.35                        | 0.92 | 0.41 | 5                    | 20                   |
| 49011                           | 490119        | 3/4"       | 1.61                        | 1.13 | 0.39 | 1                    | 20                   |
| 18131                           | 181314        | 3/4"       | 1.61                        | 1.13 | 0.39 | 2                    | 5                    |
| <b>Boxed - Individual UPC</b>   |               |            |                             |      |      |                      |                      |
| 02-56012                        | 560126        | 1"         | 1.93                        | 1.36 | 0.54 | 1                    | 10                   |
| 02-57013                        | 570132        | 1-1/4"     | 2.13                        | 1.75 | 0.61 | 1                    | 10                   |
| 02-57014                        | 570149        | 1-1/2"     | 2.32                        | 2.11 | 0.63 | 1                    | 10                   |
| 02-57015                        | 570156        | 2"         | 2.56                        | 2.67 | 0.76 | 1                    | 10                   |
| <b>Bulk - No Individual UPC</b> |               |            |                             |      |      |                      |                      |
| 56009                           | 560096        | 3/8"       | 1.28                        | 0.92 | 0.46 | 50                   | 10                   |
| 56010                           | 560102        | 1/2"       | 1.35                        | 0.92 | 0.41 | 50                   | 10                   |
| 56011                           | 560119        | 3/4"       | 1.61                        | 1.13 | 0.39 | 25                   | 10                   |
| <b>Contractor Pack</b>          |               |            |                             |      |      |                      |                      |
| GC-38                           | 660093        | 3/8"       | 1.28                        | 0.92 | 0.46 | 50                   | 2                    |
| GC-50                           | 660109        | 1/2"       | 1.35                        | 0.92 | 0.41 | 50                   | 2                    |
| GC-75                           | 660116        | 3/4"       | 1.61                        | 1.13 | 0.39 | 25                   | 2                    |

| Trade Size | Knockout Size | Steel |
|------------|---------------|-------|
|            |               | FMC   |
| 3/8"       | 1/2"          | 3/8"  |
| 1/2"       | 1/2"          | 1/2"  |
| 3/4"       | 3/4"          | 3/4"  |
| 1"         | 1"            | 1"    |

| Trade Size | Knockout Size | Steel  |
|------------|---------------|--------|
|            |               | FMC    |
| 1-1/4"     | 1-1/4"        | 1-1/4" |
| 1-1/2"     | 1-1/2"        | 1-1/2" |
| 2"         | 2"            | 2"     |

Save time and labor with a Snap Lock® version found on page 71

## Insulated Screw-In Connector



**Use:**  
Screw-in type connectors are used to terminate FMC to a knockout in a dry location box or enclosure.

- Insulated
- Screws into conduit

**Material:**

- Zinc Die-Cast

**Standards:**

UL 514B  
CSA C22.2 No. 18.3-12


**Certifications:**

UL E155411 SP LR57925

| Model Number   | UPC (0-31857) | Trade Size | Product Dimensions (inches) |      |      | Retail Pack Quantity | Master Case Quantity |
|----------------|---------------|------------|-----------------------------|------|------|----------------------|----------------------|
|                |               |            | A                           | B    | C    |                      |                      |
| <b>Polybag</b> |               |            |                             |      |      |                      |                      |
| 69335          | 693350        | 3/8"       | 1.36                        | 0.92 | 0.46 | 1                    | 50                   |

| Trade Size | Knockout Size | Steel |
|------------|---------------|-------|
|            |               | FMC   |
| 3/8"       | 1/2"          | 3/8"  |

## Snap Lock® Screw-In Connector



### Use:

Snap Lock® screw-in type connectors are used to terminate FMC/RWFMC to a knockout in a dry location box or enclosure.

- Faster installation with no locknut required
- Screws into conduit

### Material:

- Zinc Die-Cast

### Standards:

UL 514B

CSA C22.2 No. 18.3-12


### Certifications:

 E155411

| Model Number           | UPC (0-31857) | Trade Size | Product Dimensions (inches) |      |      | Retail Pack Quantity | Master Case Quantity |
|------------------------|---------------|------------|-----------------------------|------|------|----------------------|----------------------|
|                        |               |            | A                           | B    | C    |                      |                      |
| <b>Polybag</b>         |               |            |                             |      |      |                      |                      |
| 49170                  | 491703        | 3/8"       | 1.19                        | 0.83 | 0.40 | 1                    | 25                   |
| 42170                  | 421700        | 3/8"       | 1.19                        | 0.83 | 0.40 | 2                    | 20                   |
| 49171                  | 491710        | 1/2"       | 1.27                        | 0.83 | 0.40 | 1                    | 25                   |
| <b>Contractor Pack</b> |               |            |                             |      |      |                      |                      |
| GC-138                 | 656027        | 3/8"       | 1.18                        | 1.30 | 0.39 | 25                   | 2                    |

| Trade Size | Knockout Size | Steel & Aluminum |
|------------|---------------|------------------|
|            |               | FMC/RWFMC        |
| 3/8"       | 1/2"          | 3/8"             |
| 1/2"       | 1/2"          | 1/2"             |

## Screw-In Coupling



### Use:

Screw-in type couplings are used to join two lengths of FMC where minimum spacing between conduit is desired. For dry location applications.

- Screws into conduit

### Material:

- Zinc Die-Cast

### Standards:

UL 514B

CSA C22.2 No. 18.3-12

### Certifications:

 E155411  LR57925

| Model Number                    | UPC (0-31857) | Trade Size | Product Dimensions (inches) |      |      | Retail Pack Quantity | Master Case Quantity |
|---------------------------------|---------------|------------|-----------------------------|------|------|----------------------|----------------------|
|                                 |               |            | A                           | B    | C    |                      |                      |
| <b>Polybag</b>                  |               |            |                             |      |      |                      |                      |
| 18127                           | 181277        | 1/2"       | 1.79                        | 0.92 | 0.20 | 1                    | 10                   |
| 49013                           | 490133        | 1/2"       | 1.79                        | 0.92 | 0.20 | 1                    | 20                   |
| 18128                           | 181284        | 3/4"       | 2.11                        | 1.13 | 0.22 | 1                    | 10                   |
| 49014                           | 490140        | 3/4"       | 2.11                        | 1.13 | 0.22 | 1                    | 25                   |
| 44014                           | 440145        | 3/4"       | 2.11                        | 1.13 | 0.22 | 5                    | 20                   |
| <b>Boxed - Individual UPC</b>   |               |            |                             |      |      |                      |                      |
| 02-56015                        | 560157        | 1"         | 2.42                        | 1.36 | 0.31 | 1                    | 10                   |
| 02-56016                        | 560164        | 1-1/4"     | 2.76                        | 1.75 | 0.31 | 1                    | 10                   |
| 02-56017                        | 560171        | 1-1/2"     | 3.07                        | 2.11 | 0.31 | 1                    | 10                   |
| 02-56018                        | 560188        | 2"         | 3.28                        | 2.67 | 0.31 | 1                    | 10                   |
| <b>Bulk - No Individual UPC</b> |               |            |                             |      |      |                      |                      |
| 56013                           | 560133        | 1/2"       | 1.79                        | 0.92 | 0.20 | 50                   | 10                   |
| 56014                           | 560140        | 3/4"       | 2.11                        | 1.13 | 0.22 | 25                   | 10                   |

| Trade Size | Knockout Size | Steel & Aluminum |
|------------|---------------|------------------|
|            |               | FMC/RWFMC        |
| 3/8"       | 1/2"          | 3/8"             |
| 1/2"       | 1/2"          | 1/2"             |
| 3/4"       | 3/4"          | 3/4"             |
| 1"         | 1"            | 1"               |
| 1-1/4"     | 1-1/4"        | 1-1/4"           |
| 1-1/2"     | 1-1/2"        | 1-1/2"           |
| 2"         | 2"            | 2"               |

## Set Screw Flex Connector



**Use:**

Set screw flex connectors are used to terminate FMC/RWFMC to a knockout in a dry location box or enclosure.

**Material:**

- Zinc Die-Cast

**Standards:**

UL 514B  
CSA C22.2 No. 18.3-12

**Certifications:**

UL E155411 SP LR57925

| Model Number   | UPC (0-31857) | Trade Size | Product Dimensions (inches) |      |      | Retail Pack Quantity | Master Case Quantity |
|----------------|---------------|------------|-----------------------------|------|------|----------------------|----------------------|
|                |               |            | A                           | B    | C    |                      |                      |
| <b>Polybag</b> |               |            |                             |      |      |                      |                      |
| 49090          | 490904        | 1/2"       | 0.96                        | 1.48 | 0.40 | 1                    | 12                   |
| 44090          | 440909        | 1/2"       | 0.96                        | 1.48 | 0.40 | 3                    | 20                   |
| 44091          | 440916        | 3/4"       | 1.15                        | 1.55 | 0.49 | 3                    | 5                    |

| Trade Size | Knockout Size | Steel     |
|------------|---------------|-----------|
|            |               | FMC/RWFMC |
| 1/2"       | 1/2"          | 1/2"      |
| 3/4"       | 3/4"          | 3/4"      |

## Insulated Set Screw Flex Connector



**Use:**

Set screw flex connectors are used to terminate FMC/RWFMC to a knockout in a dry location box or enclosure.

- Insulated

**Material:**

- Zinc Die-Cast

**Standards:**

UL 514B  
CSA C22.2 No. 18.3-12

**Certifications:**


UL E155411 SP LR57925

| Model Number   | UPC (0-31857) | Trade Size | Product Dimensions (inches) |      |      | Retail Pack Quantity | Master Case Quantity |
|----------------|---------------|------------|-----------------------------|------|------|----------------------|----------------------|
|                |               |            | A                           | B    | C    |                      |                      |
| <b>Polybag</b> |               |            |                             |      |      |                      |                      |
| 69090          | 690908        | 1/2"       | 0.96                        | 1.55 | 0.40 | 1                    | 25                   |

| Trade Size | Knockout Size | Steel     |
|------------|---------------|-----------|
|            |               | FMC/RWFMC |
| 1/2"       | 1/2"          | 1/2"      |



## EMT-to-Flex Coupling



**Use:**

Combination couplings are used to provide a transition from steel EMT conduit to Flexible Metal Conduit. For dry location applications.

- Set screw type

**Material:**

- Zinc Die-Cast

**Standards:**

UL 514B  
CSA C22.2 No. 18.3-12

**Certifications:**


UL E210498   SF LR57925

| Model Number                    | UPC (0-31857) | Trade Size | Product Dimensions (inches) |      |      | Retail Pack Quantity | Master Case Quantity |
|---------------------------------|---------------|------------|-----------------------------|------|------|----------------------|----------------------|
|                                 |               |            | A                           | B    | C    |                      |                      |
| <b>Polybag</b>                  |               |            |                             |      |      |                      |                      |
| 49280                           | 492809        | 1/2"       | 0.72                        | 0.93 | 1.53 | 1                    | 15                   |
| 49281                           | 492816        | 3/4"       | 0.93                        | 1.16 | 1.91 | 1                    | 10                   |
| <b>Bulk - No Individual UPC</b> |               |            |                             |      |      |                      |                      |
| 55280                           | 552800        | 1/2"       | 0.72                        | 0.93 | 1.53 | 25                   | 10                   |
| 55281                           | 552817        | 3/4"       | 0.93                        | 1.16 | 1.91 | 25                   | 10                   |

Also found on page 19

AC/MC/FLEX

## EMT-to-Flex Coupling



**Use:**

Combination couplings are used to provide a transition from steel EMT conduit to Flexible Metal Conduit. For dry location applications.

- Compression type

**Material:**

- Zinc Die-Cast

**Standards:**

UL 514B  
CSA C22.2 No. 18.3-12

**Certifications:**

UL E155411   SF LR57925

| Model Number                    | UPC (0-31857) | Trade Size | Product Dimensions (inches) |      |      | Retail Pack Quantity | Master Case Quantity |
|---------------------------------|---------------|------------|-----------------------------|------|------|----------------------|----------------------|
|                                 |               |            | A                           | B    | C    |                      |                      |
| <b>Polybag</b>                  |               |            |                             |      |      |                      |                      |
| 49289                           | 492892        | 1/2"       | 1.40                        | 0.98 | 0.15 | 1                    | 15                   |
| 49290                           | 492908        | 3/4"       | 1.52                        | 1.23 | 0.21 | 1                    | 10                   |
| 49291                           | 492915        | 1"         | 1.99                        | 1.52 | 0.31 | 1                    | 5                    |
| <b>Bulk - No Individual UPC</b> |               |            |                             |      |      |                      |                      |
| 55289                           | 552893        | 1/2"       | 1.40                        | 0.98 | 0.15 | 50                   | 10                   |
| 55290                           | 552909        | 3/4"       | 1.52                        | 1.23 | 0.21 | 25                   | 10                   |
| 55291                           | 552916        | 1"         | 1.99                        | 1.52 | 0.31 | 25                   | 10                   |

Also found on page 19

## One-Hole Flex Strap



**Use:**

One-hole flex straps are used to provide support for runs of FMC, AC or MC as required by the National Electric Code (NEC).

- Snap-on type

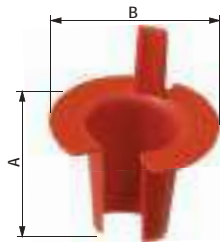
**Material:**

- Zinc-Plated Steel

| Model Number           | UPC (0-31857) | Trade Size | Product Dimensions (inches) |      |      | Retail Pack Quantity | Master Case Quantity |
|------------------------|---------------|------------|-----------------------------|------|------|----------------------|----------------------|
|                        |               |            | A                           | B    | C    |                      |                      |
| <b>Polybag</b>         |               |            |                             |      |      |                      |                      |
| 47919                  | 479190        | 3/8"       | 1.12                        | 0.50 | 0.53 | 3                    | 50                   |
| 44919                  | 449193        | 3/8"       | 1.12                        | 0.50 | 0.53 | 10                   | 20                   |
| <b>Contractor Pack</b> |               |            |                             |      |      |                      |                      |
| 55919M                 | 111526        | 3/8"       | 1.12                        | 0.50 | 0.53 | 100                  | 2                    |
| 55919                  | 559199        | 3/8"       | 1.12                        | 0.50 | 0.53 | 100                  | 2                    |

| Trade Size | Steel & Aluminum |             |             |
|------------|------------------|-------------|-------------|
|            | FMC              | AC          | MC          |
| 3/8"       | 3/8"             | 14/2 - 10/2 | 14/2 - 10/2 |

## Anti-Short Bushing



**Use:**

Anti-short bushings are inserted into the end of AC or FMC in order to protect the conductors from the sharp edges of the raceway where cut.

**Material:**

- Non-Metallic

**Standards:**

UL 514B  
CSA C22.2 No. 18.3-12

**Certifications:**

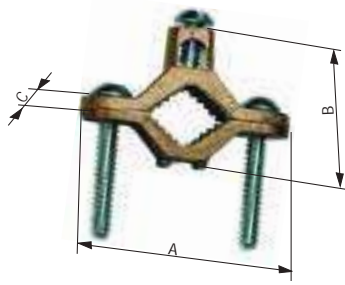
E121487

| Model Number   | UPC (0-31857) | Trade Size | Product Dimensions (inches) |      |   | Retail Pack Quantity | Master Case Quantity |
|----------------|---------------|------------|-----------------------------|------|---|----------------------|----------------------|
|                |               |            | A                           | B    | C |                      |                      |
| <b>Polybag</b> |               |            |                             |      |   |                      |                      |
| 02-55035       | 550356        | 0          | 0.39                        | 0.35 | - | 35                   | 20                   |
| 02-55036       | 550363        | 1          | 0.45                        | 0.41 | - | 35                   | 20                   |
| 02-55037       | 550370        | 2          | 0.59                        | 0.54 | - | 35                   | 20                   |
| 02-55038       | 550387        | 3          | 0.78                        | 0.73 | - | 20                   | 10                   |
| 02-55039       | 550394        | 4          | 0.99                        | 0.94 | - | 16                   | 10                   |

**WARNING:**  
Cancer and Reproductive Harm  
[www.P65Warnings.ca.gov](http://www.P65Warnings.ca.gov)

| Trade Size | Steel & Aluminum |                              |
|------------|------------------|------------------------------|
|            | FMC              | AC                           |
| 0          | 5/16"            | 14/2, 14/3, 12/2             |
| 1          | 3/8"             | 14/4, 12/3, 6/1, 4/1         |
| 2          | 7/16"            | 12/4, 10/2, 10/3, 2/1        |
| 3          | 1/2"             | 10/4, 8/2, 8/3, 1/1          |
| 4          | 3/4"             | 8/4, 6/4, 6/3, 6/2, 4/3, 4/2 |

## Ground Clamp



**Use:**

Ground clamps are used to connect bare or insulated copper wire to copper or galvanized steel water pipe.

**Material:**

- Copper Alloy

**Standards:**

UL 467  
CSA C22.2 No. 41  
NEC Article 250

**Certifications:**

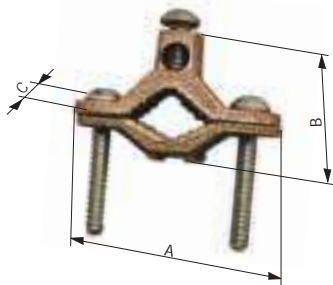


| Model Number                  | UPC (0-31857) | Trade Size | Product Dimensions (inches) |      |      | Retail Pack Quantity | Master Case Quantity |
|-------------------------------|---------------|------------|-----------------------------|------|------|----------------------|----------------------|
|                               |               |            | A                           | B    | C    |                      |                      |
| <b>Polybag</b>                |               |            |                             |      |      |                      |                      |
| 41309                         | 413095        | 1/2"-1"    | 2.25                        | 1.38 | 0.63 | 1                    | 20                   |
| 41311                         | 413118        | 1-1/4"-2"  | 3.56                        | 2.13 | 0.72 | 1                    | 6                    |
| <b>Boxed - Individual UPC</b> |               |            |                             |      |      |                      |                      |
| 51313                         | 513139        | 2-1/2"-4"  | 6.34                        | 3.65 | 0.97 | 1                    | 4                    |

| Trade Size  | Pipe Range  | Wire Range | Rebar Range | Copper Rod Range |
|-------------|-------------|------------|-------------|------------------|
| 1/2" - 1"   | 1/2" - 1"   | #10 - #2   | 5/8" - 3/4" | 1/2" - 1"        |
| 1-1/4" - 2" | 1-1/4" - 2" | #10 - #2   | -           | -                |
| 2-1/2" - 4" | 2-1/2" - 4" | #10 - #2   | -           | -                |

**WARNING:**  
Cancer and Reproductive Harm  
[www.P65Warnings.ca.gov](http://www.P65Warnings.ca.gov)

## Ground Clamp for Direct Burial



**Use:**

Ground clamps are used to connect bare or insulated copper wire to copper or galvanized steel water pipe.

- Suitable for direct burial in ground and concrete

**Material:**

- Copper Alloy

**Standards:**

UL 467  
CSA C22.2 No. 41  
NEC Article 250

**Certifications:**



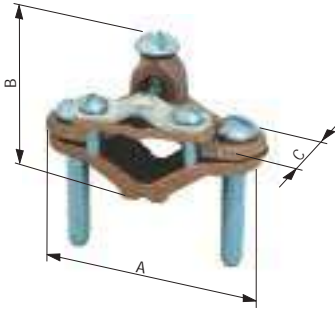
| Model Number   | UPC (0-31857) | Trade Size | Product Dimensions (inches) |      |      | Retail Pack Quantity | Master Case Quantity |
|----------------|---------------|------------|-----------------------------|------|------|----------------------|----------------------|
|                |               |            | A                           | B    | C    |                      |                      |
| <b>Polybag</b> |               |            |                             |      |      |                      |                      |
| 41310*         | 413101        | 1/2"-1"    | 2.25                        | 1.38 | 0.63 | 1                    | 10                   |
| 41313**        | 413132        | 1/2"-1"    | 2.25                        | 1.38 | 0.63 | 1                    | 10                   |

\* Stainless Steel Screws  
\*\* Bronze Screws

| Trade Size | Pipe Range | Wire Range | Rebar Range | Copper Rod Range |
|------------|------------|------------|-------------|------------------|
| 1/2" - 1"  | 1/2" - 1"  | #10 - #2   | 5/8" - 3/4" | 1/2" - 1"        |

**WARNING:**  
Cancer and Reproductive Harm  
[www.P65Warnings.ca.gov](http://www.P65Warnings.ca.gov)

## Ground Clamp for Armored Wire



**Use:**

Ground clamps are used to connect bare or armored copper wire to galvanized steel water pipe. Pressure bar grips armored wire insulation to decrease chances of grounding conductor being pulled out. Can be used with copper ground rod.

- For copper rod 1/2"-1"

**Material:**

- Copper Alloy

**Standards:**

UL 467  
 CSA C22.2 No. 41  
 NEC Article 250

**Certifications:**

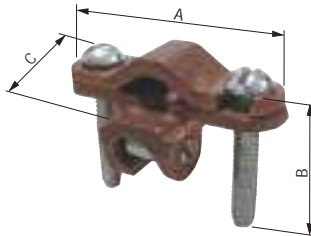


| Model Number   | UPC (0-31857) | Trade Size | Product Dimensions (inches) |      |      | Retail Pack Quantity | Master Case Quantity |
|----------------|---------------|------------|-----------------------------|------|------|----------------------|----------------------|
|                |               |            | A                           | B    | C    |                      |                      |
| <b>Polybag</b> |               |            |                             |      |      |                      |                      |
| 41409          | 414092        | 1/2"-1"    | 2.25                        | 1.35 | 0.67 | 1                    | 12                   |

| Trade Size | Pipe Range | Wire Range | Copper Rod Range |
|------------|------------|------------|------------------|
| 1/2" - 1"  | 1/2" - 1"  | #8 - #4    | 1/2" - 1"        |

**WARNING:**  
 Cancer and Reproductive Harm  
[www.P65Warnings.ca.gov](http://www.P65Warnings.ca.gov)

## Ground Clamp with Lay-In Lug



**Use:**

Ground clamps with lay-in lug are used to connect a ground wire in Rigid conduit or Rebar to copper or galvanized steel water pipe.

- Suitable for direct burial in ground and concrete

**Material:**

- Copper Alloy

**Standards:**

UL 467  
 CSA C22.2 No. 41  
 NEC Article 250

**Certifications:**



**US Patent No.:**

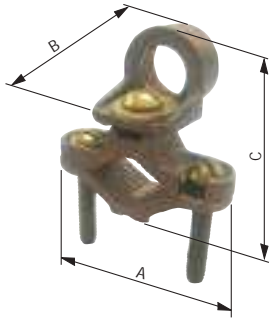
6976857

| Model Number   | UPC (0-31857) | Trade Size | Product Dimensions (inches) |      |      | Retail Pack Quantity | Master Case Quantity |
|----------------|---------------|------------|-----------------------------|------|------|----------------------|----------------------|
|                |               |            | A                           | B    | C    |                      |                      |
| <b>Polybag</b> |               |            |                             |      |      |                      |                      |
| 42309          | 423094        | 3/8"-1"    | 2.28                        | 1.50 | 0.95 | 1                    | 20                   |

| Trade Size | Pipe Range | Wire Range | Rebar Range |
|------------|------------|------------|-------------|
| 3/8" - 1"  | 1/2" - 1"  | #10 - #2   | 3/8" - 1"   |

**WARNING:**  
 Cancer and Reproductive Harm  
[www.P65Warnings.ca.gov](http://www.P65Warnings.ca.gov)

## Ground Clamp with Hub



**Use:**

Ground clamps with hub are used to connect a ground wire in Rigid conduit to copper or galvanized steel water pipe.

- 1/2" threaded hub mounts to Rigid conduit or IMC

**Material:**

- Copper Alloy

**Standards:**

UL 467  
CSA C22.2 No. 41  
NEC Article 250

**Certifications:**

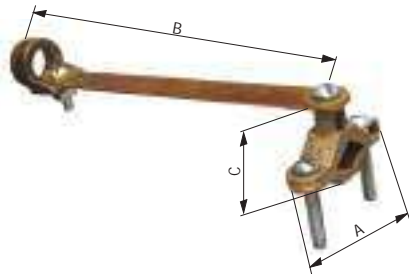


| Model Number   | UPC (0-31857) | Trade Size | Product Dimensions (inches) |      |      | Retail Pack Quantity | Master Case Quantity |
|----------------|---------------|------------|-----------------------------|------|------|----------------------|----------------------|
|                |               |            | A                           | B    | C    |                      |                      |
| <b>Polybag</b> |               |            |                             |      |      |                      |                      |
| 44509          | 445096        | 1/2" - 1"  | 2.25                        | 1.26 | 2.04 | 1                    | 20                   |

| Trade Size | Pipe Range | Wire Range | Conduit Size |
|------------|------------|------------|--------------|
| 1/2" - 1"  | 1/2" - 1"  | #8 - #4    | 1/2"         |

**⚠ WARNING:**  
Cancer and Reproductive Harm  
[www.P65Warnings.ca.gov](http://www.P65Warnings.ca.gov)

## Ground Clamp with Strap



**Use:**

Ground clamps with strap are used to connect a ground wire in Rigid conduit or IMC to copper or galvanized steel water pipe.

- 7" copper strap protects conduit system from the effects of vibrations in water system
- Threaded hub mounts to Rigid conduit or IMC

**Material:**

- Copper Alloy
- Copper Strap

**Standards:**

UL 467  
CSA C22.2 No. 41  
NEC Article 250

**Certifications:**




| Model Number                  | UPC (0-31857) | Trade Size | Product Dimensions (inches) |      |      | Retail Pack Quantity | Master Case Quantity |
|-------------------------------|---------------|------------|-----------------------------|------|------|----------------------|----------------------|
|                               |               |            | A                           | B    | C    |                      |                      |
| <b>Boxed - Individual UPC</b> |               |            |                             |      |      |                      |                      |
| 51510                         | 515102        | 1/2" - 1"  | 2.25                        | 7.04 | 1.38 | 1                    | 10                   |
| 51511                         | 515119        | 1/2" - 1"  | 2.25                        | 7.25 | 1.38 | 1                    | 10                   |

| Trade Size | Model# | Pipe Range | Wire Range | Conduit Hub Size |
|------------|--------|------------|------------|------------------|
| 1/2" - 1"  | 51510  | 1/2" - 1"  | #8 - #4    | 1/2"             |
| 1/2" - 1"  | 51511  | 1/2" - 1"  | #8 - #4    | 3/4"             |

**⚠ WARNING:**  
Cancer and Reproductive Harm  
[www.P65Warnings.ca.gov](http://www.P65Warnings.ca.gov)

## Ground Clamp



**Use:**

Ground clamps are used to connect bare or insulated copper wire to copper or galvanized steel water pipe.

**Material:**

- Zinc Die-Cast

**Standards:**

UL 467  
 UL 486A-486B  
 CSA C22.2 No. 41-13  
 CSA C22.2 No. 65-13

**Certifications:**

E88878    LR57925

| Model Number   | UPC (0-31857) | Trade Size | Product Dimensions (inches) |      |      | Retail Pack Quantity | Master Case Quantity |
|----------------|---------------|------------|-----------------------------|------|------|----------------------|----------------------|
|                |               |            | A                           | B    | C    |                      |                      |
| <b>Polybag</b> |               |            |                             |      |      |                      |                      |
| 18160          | 181604        | 1/2" - 1"  | 2.24                        | 1.34 | 0.63 | 1                    | 10                   |
| 49160          | 491604        | 1/2" - 1"  | 2.24                        | 1.34 | 0.63 | 1                    | 25                   |

| Trade Size | Pipe Range | Wire Range                    | Copper Rod Range |
|------------|------------|-------------------------------|------------------|
| 1/2" - 1"  | 1/2" - 1"  | #10 - #2 (CU)<br>#8 - #2 (AL) | 1/2" - 1"        |

## Ground Rod Clamp



**Use:**

Ground rod clamps are used to connect bare copper conductors directly to a driven ground rod.

- Suitable for direct burial in ground and concrete

**Material:**

- Copper Alloy

**Standards:**

UL 467  
NEC Article 250


**Certifications:**

US E88878

| Model Number   | UPC (0-31857) | Trade Size | Product Dimensions (inches) |      |      | Retail Pack Quantity | Master Case Quantity |
|----------------|---------------|------------|-----------------------------|------|------|----------------------|----------------------|
|                |               |            | A                           | B    | C    |                      |                      |
| <b>Polybag</b> |               |            |                             |      |      |                      |                      |
| 18162          | 181628        | 1/2"       | 0.83                        | 0.64 | 1.20 | 1                    | 10                   |
| 49162*         | 491628        | 1/2"       | 0.83                        | 0.64 | 1.20 | 1                    | 25                   |
| 18165          | 181659        | 5/8"       | 0.94                        | 0.66 | 1.34 | 1                    | 10                   |
| 49163*         | 491635        | 5/8"       | 0.94                        | 0.66 | 1.34 | 1                    | 25                   |

\* With Stainless Steel Screw

| Trade Size | Copper Rod Size | Wire Range | Rebar Size | Bolt Size |
|------------|-----------------|------------|------------|-----------|
| 1/2"       | 1/2"            | #10 - #2   | #3 - 3/8"  | 3/8" - 16 |
| 5/8"       | 1/2" & 5/8"     | #10 - #2   | #4 - 1/2"  | 3/8" - 16 |



**WARNING:**  
Cancer and Reproductive Harm  
[www.P65Warnings.ca.gov](http://www.P65Warnings.ca.gov)

## Universal Ground Rod Clamp



**Use:**

Ground rod clamps are used to connect bare copper conductors directly to a driven ground rod.

- For steel rebar trade sizes 4 to 5
- Suitable for direct burial in ground and concrete

**Material:**

- Copper Alloy
- Stainless Steel Screw

**Standards:**

UL 467  
NEC Article 250

**Certifications:**

US E88878

| Model Number   | UPC (0-31857) | Trade Size | Product Dimensions (inches) |      |      | Retail Pack Quantity | Master Case Quantity |
|----------------|---------------|------------|-----------------------------|------|------|----------------------|----------------------|
|                |               |            | A                           | B    | C    |                      |                      |
| <b>Polybag</b> |               |            |                             |      |      |                      |                      |
| 49165          | 491659        | 1/2"-3/4"  | 1.06                        | 0.63 | 1.63 | 1                    | 12                   |

| Trade Size  | Copper Rod Size   | Wire Range | Rebar Size  | Bolt Size |
|-------------|-------------------|------------|-------------|-----------|
| 1/2" - 3/4" | 1/2", 5/8" & 3/4" | #10 - #1/0 | 1/2" - 5/8" | 3/8" - 16 |

**WARNING:**  
Cancer and Reproductive Harm  
[www.P65Warnings.ca.gov](http://www.P65Warnings.ca.gov)

## Intersystem Bonding Bridge



**Use:**

IBBs are used in residential and commercial applications to ground up to 4 systems to a single location.

- Meets NEC 2011 article 250.94
- Lay-in lug style
- Connection for up to 4 auxiliary ground wires (1 more than NEC requirement)
- Approved for solid or stranded copper conductors

**Material:**

- Zinc Die-Cast
- Stainless Steel Screws
- Non-Metallic Cover

**Standards:**

- UL 467
- UL 486A-486B
- CSA C22.2 No. 41-13
- CSA C22.2 No. 65-13

**Certifications:**

 E88878 (Bonding Bridge Only)

| Model Number   | UPC (0-31857) | Trade Size | Product Dimensions (inches) |      |      | Retail Pack Quantity | Master Case Quantity |
|----------------|---------------|------------|-----------------------------|------|------|----------------------|----------------------|
|                |               |            | A                           | B    | C    |                      |                      |
| <b>Polybag</b> |               |            |                             |      |      |                      |                      |
| 42400          | 424008        | -          | 4.33                        | 1.58 | 1.39 | 1                    | 6                    |

| Main Ground Wire Range (Copper) | Auxiliary Ground Wire Range (Copper) |
|---------------------------------|--------------------------------------|
| #6 - #2                         | #14 - #4                             |

## One-Hole Midget Strap



**Use:**

One-hole midget straps are used to secure bare solid copper wire to a working surface as required by the National Electric Code (NEC).

**Material:**


- Zinc-Plated Steel

| Model Number   | UPC (0-31857) | Trade Size | Product Dimensions (inches) |      |      | Retail Pack Quantity | Master Case Quantity |
|----------------|---------------|------------|-----------------------------|------|------|----------------------|----------------------|
|                |               |            | A                           | B    | C    |                      |                      |
| <b>Polybag</b> |               |            |                             |      |      |                      |                      |
| 44720          | 447205        | 3/16"      | 0.67                        | 0.30 | 0.19 | 50                   | 10                   |
| 44721          | 447212        | 1/4"       | 0.98                        | 0.50 | 0.21 | 50                   | 5                    |

Also found on page 51



## Copper Intersystem Bonding Bridge with Conduit Adaptor



| Model Number   | UPC (0-31857) | Trade Size | Product Dimensions (inches) |      |      | Retail Pack Quantity | Master Case Quantity |
|----------------|---------------|------------|-----------------------------|------|------|----------------------|----------------------|
|                |               |            | A                           | B    | C    |                      |                      |
| <b>Polybag</b> |               |            |                             |      |      |                      |                      |
| 42403          | 424039        | -          | 4.33                        | 1.58 | 1.39 | 1                    | 4                    |

| Pipe Size | Main Ground Wire Range (Copper) | Auxiliary Ground Wire Range (Copper) |
|-----------|---------------------------------|--------------------------------------|
| 1/2"      | #6 - #2                         | #14 - #4                             |

**WARNING:**  
Cancer and Reproductive Harm  
[www.P65Warnings.ca.gov](http://www.P65Warnings.ca.gov).

### Use:

IBBs are used in residential and commercial applications to ground up to 4 systems to a single location.

- Meets NEC 2011 article 250.94
- Lay-in lug style
- Connection for up to 4 auxiliary ground wires (1 more than NEC requirement)
- Approved for solid or stranded copper conductors
- Supplied with PVC adaptor for 1/2" pipe

### Material:

- Copper Alloy
- Stainless Steel Screws
- Non-Metallic Cover and Adaptor


### Standards:

UL 467  
CSA C22.2 No. 41  
NEC 250.94

### Certifications:

 US E88878 (Bonding Bridge Only)

## Electrical Ground Code Tag



| Model Number                  | UPC (0-31857) | Trade Size | Product Dimensions (inches) |      |       | Retail Pack Quantity | Master Case Quantity |
|-------------------------------|---------------|------------|-----------------------------|------|-------|----------------------|----------------------|
|                               |               |            | A                           | B    | C     |                      |                      |
| <b>Boxed - Individual UPC</b> |               |            |                             |      |       |                      |                      |
| 55719M                        | 111403        | -          | 3.63                        | 1.75 | 0.156 | 1                    | 100                  |


### Use:

Ground code tags are installed on ground rods to comply with Chapter 86 of the Chicago Electrical Code.

### Material:

- Stamped Aluminum

# Straight Liquid-Tight Connector



**Use:**  
 Straight liquid-tight connectors are used to terminate and seal Liquid-Tight Flexible Metal and/or Non-Metallic Type B Conduits to an oil-tight, liquid-tight or rain-tight box or enclosure. Connectors can be used with tapered threaded female entry or unthreaded knockout using the provided sealing washer and locknut.

- Furnished with sealing ring

- Material:**
- Zinc Die-Cast
  - Zinc-Plated Iron
  - Non-Metallic

**For Cable:**  
**Die-Cast:** Liquid-Tight Flexible Metal and Non-Metallic Type B Conduits

**Iron:** Liquid-Tight Flexible Metal and Non-Metallic Type B Conduits

**Non-Metallic:** Non-Metallic Type B Conduit

**Standards:**  
**Die-Cast:** UL 514B  
 CSA C22.2 No. 18.3-12

**Iron:** UL 514B  
 CSA C22.2 No. 18

**Non-Metallic:** UL 514B  
 CSA C22.2 No. 18.3-12

**Certifications:**  
**Die-Cast:** E155411 LR57925

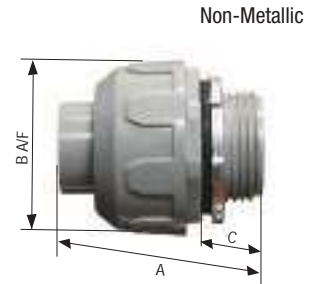
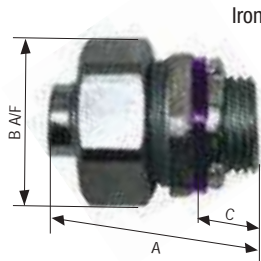
**Iron:** us E155411

**Non-Metallic:** us E155411

| Model Number                  | UPC (0-31857) | Trade Size | Product Dimensions (inches) |      |      | Retail Pack Quantity | Master Case Quantity |
|-------------------------------|---------------|------------|-----------------------------|------|------|----------------------|----------------------|
|                               |               |            | A                           | B    | C    |                      |                      |
| <b>Die-Cast</b>               |               |            |                             |      |      |                      |                      |
| <b>Polybag</b>                |               |            |                             |      |      |                      |                      |
| 49430                         | 494308        | 1/2"       | 1.37                        | 1.22 | 0.51 | 1                    | 20                   |
| 49431                         | 494315        | 3/4"       | 1.45                        | 1.43 | 0.51 | 1                    | 20                   |
| <b>Boxed - Individual UPC</b> |               |            |                             |      |      |                      |                      |
| 02-55432LT                    | 554323        | 1"         | 1.78                        | 1.75 | 0.68 | 1                    | 10                   |
| 02-55433LT                    | 554330        | 1-1/4"     | 1.98                        | 2.23 | 0.68 | 1                    | 10                   |
| 02-55434LT                    | 554347        | 1-1/2"     | 1.97                        | 2.48 | 0.66 | 1                    | 4                    |
| 02-55435LT                    | 554354        | 2"         | 1.95                        | 2.98 | 0.66 | 1                    | 4                    |

|                               |        |      |      |      |      |   |    |
|-------------------------------|--------|------|------|------|------|---|----|
| <b>Iron</b>                   |        |      |      |      |      |   |    |
| <b>Polybag</b>                |        |      |      |      |      |   |    |
| 45760                         | 457600 | 1/2" | 1.69 | 1.14 | 0.53 | 1 | 15 |
| 45761                         | 457617 | 3/4" | 1.78 | 1.38 | 0.53 | 1 | 10 |
| <b>Boxed - Individual UPC</b> |        |      |      |      |      |   |    |
| 45762                         | 457624 | 1"   | 1.95 | 1.61 | 0.66 | 1 | 5  |

|                               |        |      |      |      |      |   |    |
|-------------------------------|--------|------|------|------|------|---|----|
| <b>Non-Metallic</b>           |        |      |      |      |      |   |    |
| <b>Polybag</b>                |        |      |      |      |      |   |    |
| 49460                         | 494605 | 1/2" | 2.00 | 1.40 | 0.54 | 1 | 20 |
| 49461                         | 494612 | 3/4" | 2.17 | 1.68 | 0.68 | 1 | 20 |
| <b>Boxed - Individual UPC</b> |        |      |      |      |      |   |    |
| 02-55462                      | 554620 | 1"   | 2.24 | 2.00 | 0.69 | 1 | 10 |



**WARNING:**  
 Cancer and Reproductive Harm  
[www.P65Warnings.ca.gov](http://www.P65Warnings.ca.gov).  
 (Non-Metallic only)

# 90° Liquid-Tight Connector



**Use:**  
 90° liquid-tight connectors are used to terminate and seal Liquid-Tight Flexible Metal and/or Non-Metallic Type B Conduits at 90° angles to an oil-tight, liquid-tight or rain-tight box or enclosure. Connectors can be used with tapered threaded female entry or unthreaded knockout using the provided sealing washer and locknut.  
 • Furnished with sealing ring

**Material:**  
 • Zinc Die-Cast  
 • Zinc-Plated Iron  
 • Non-Metallic

**For Cable:**  
Die-Cast: Liquid-Tight Flexible Metal and Non-Metallic Type B Conduits

Iron: Liquid-Tight Flexible Metal and Non-Metallic Type B Conduits

Non-Metallic: Non-Metallic Type B Conduit

**Standards:**  
Die-Cast: UL 514B  
 CSA C22.2 No. 18.3-12

Iron: UL 514B  
 CSA C22.2 No. 18

Non-Metallic: UL 514B  
 CSA C22.2 No. 18.3-12

**Certifications:**  
Die-Cast: E155411 LR57925


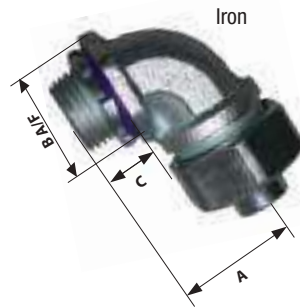
Iron: c us E155411

Non-Metallic: c us E155411

| Model Number                  | UPC (0-31857) | Trade Size | Product Dimensions (inches) |      |      | Retail Pack Quantity | Master Case Quantity |
|-------------------------------|---------------|------------|-----------------------------|------|------|----------------------|----------------------|
|                               |               |            | A                           | B    | C    |                      |                      |
| <b>Die-Cast</b>               |               |            |                             |      |      |                      |                      |
| <b>Polybag</b>                |               |            |                             |      |      |                      |                      |
| 49470                         | 494704        | 1/2"       | 1.46                        | 1.12 | 0.48 | 1                    | 10                   |
| 49471                         | 494711        | 3/4"       | 1.60                        | 1.37 | 0.56 | 1                    | 10                   |
| <b>Boxed - Individual UPC</b> |               |            |                             |      |      |                      |                      |
| 02-55472LT                    | 554729        | 1"         | 2.37                        | 1.66 | 0.72 | 1                    | 10                   |
| 02-55473LT                    | 554736        | 1-1/4"     | 2.31                        | 2.13 | 0.67 | 1                    | 10                   |
| 02-55474LT                    | 554743        | 1-1/2"     | 2.50                        | 2.42 | 0.67 | 1                    | 4                    |
| 02-55475LT                    | 554750        | 2"         | 2.80                        | 2.94 | 0.67 | 1                    | 4                    |

|                               |        |      |      |      |      |   |    |
|-------------------------------|--------|------|------|------|------|---|----|
| <b>Iron</b>                   |        |      |      |      |      |   |    |
| <b>Polybag</b>                |        |      |      |      |      |   |    |
| 45763                         | 457631 | 1/2" | 1.25 | 1.13 | 0.53 | 1 | 15 |
| 45764                         | 457648 | 3/4" | 1.58 | 1.31 | 0.53 | 1 | 10 |
| <b>Boxed - Individual UPC</b> |        |      |      |      |      |   |    |
| 45765                         | 457655 | 1"   | 1.84 | 1.64 | 0.66 | 1 | 5  |

|                               |        |      |      |      |      |   |    |
|-------------------------------|--------|------|------|------|------|---|----|
| <b>Non-Metallic</b>           |        |      |      |      |      |   |    |
| <b>Polybag</b>                |        |      |      |      |      |   |    |
| 49490                         | 494902 | 1/2" | 1.35 | 1.06 | 0.54 | 1 | 20 |
| 49491                         | 494919 | 3/4" | 1.63 | 1.32 | 0.63 | 1 | 20 |
| <b>Boxed - Individual UPC</b> |        |      |      |      |      |   |    |
| 02-55492                      | 554927 | 1"   | 1.87 | 1.60 | 0.69 | 1 | 10 |



**WARNING:**  
 Cancer and Reproductive Harm  
[www.P65Warnings.ca.gov](http://www.P65Warnings.ca.gov).  
 (Non-Metallic only)

**LIQUID-TIGHT**

## Cord Grip Connector



**Use:**

Strain relief cord grip connectors are used to connect S, SO, ST, SJ, SJO and SJT cord to an outlet box or metal enclosure.

- Water-tight when used in conjunction with a sealing locknut (not included)

**Material:**

- Zinc Die-Cast

**Standards:**

UL 514B  
CSA C22.2 No. 18.3-12

**Certifications:**


UL E121487   SF LR57925

| Model Number   | UPC (0-31857) | Trade Size | Product Dimensions (inches) |      |      | Retail Pack Quantity | Master Case Quantity |
|----------------|---------------|------------|-----------------------------|------|------|----------------------|----------------------|
|                |               |            | A                           | B    | C    |                      |                      |
| <b>Polybag</b> |               |            |                             |      |      |                      |                      |
| 49210          | 492106        | 1/2"       | 1.19                        | 0.50 | 0.39 | 1                    | 10                   |
| 49211          | 492113        | 1/2"       | 1.19                        | 0.50 | 0.39 | 1                    | 10                   |
| 44211          | 442118        | 1/2"       | 1.19                        | 0.50 | 0.39 | 2                    | 20                   |
| 49212          | 492120        | 1/2"       | 1.19                        | 0.50 | 0.39 | 1                    | 10                   |
| 49214          | 492144        | 3/4"       | 1.29                        | 0.78 | 0.41 | 1                    | 10                   |
| 49215          | 492151        | 3/4"       | 1.29                        | 0.78 | 0.41 | 1                    | 10                   |

**WARNING:**  
Cancer and Reproductive Harm  
www.P65Warnings.ca.gov.

| Model Number | Knockout Size | Flexible Cord   |
|--------------|---------------|-----------------|
| 49210        | 1/2"          | 0.260"          |
| 49211, 44211 | 1/2"          | 0.260" - 0.375" |
| 49212        | 1/2"          | 0.375" - 0.500" |
| 49214        | 3/4"          | 0.500" - 0.625" |
| 49215        | 3/4"          | 0.625" - 0.750" |

## Strain Relief Cord Grip Connector



**Use:**

Strain relief cord grip connectors are used to connect cord to an outlet box or metal enclosure. They reduce strain on the cables when subject to vibration and motion.

- Indoor commercial and industrial applications
- Non-metallic connector is NEMA 6P rated

**Material:**

- Zinc Die-Cast with Galvanized Steel Mesh
- Nylon with Stainless Steel Mesh

**Standards:**

UL 514B  
CSA C22.2 No. 18.3-12

**Certifications:**


Die-Cast: UL E121487

SF LR57925

Non-Metallic: SF 174008

| Model Number    | UPC (0-31857) | Trade Size | Product Dimensions (inches) |      |      | Retail Pack Quantity | Master Case Quantity |
|-----------------|---------------|------------|-----------------------------|------|------|----------------------|----------------------|
|                 |               |            | A                           | B    | C    |                      |                      |
| <b>Die-Cast</b> |               |            |                             |      |      |                      |                      |
| <b>Polybag</b>  |               |            |                             |      |      |                      |                      |
| 49222           | 492229        | 1/2"       | 7.87                        | 1.78 | 1.12 | 1                    | 6                    |
| 49223           | 492236        | 3/4"       | 9.25                        | 1.93 | 1.36 | 1                    | 6                    |


| <b>Non-Metallic</b> |        |      |      |      |      |   |   |
|---------------------|--------|------|------|------|------|---|---|
| <b>Polybag</b>      |        |      |      |      |      |   |   |
| 49224               | 492243 | 1/2" | 8.27 | 2.30 | 1.30 | 1 | 6 |
| 49225               | 492250 | 3/4" | 8.50 | 2.59 | 1.55 | 1 | 6 |



**WARNING:**  
Cancer and Reproductive Harm  
www.P65Warnings.ca.gov.

| Model Number | Knockout Size | Cord Range      |
|--------------|---------------|-----------------|
| 49222        | 1/2"          | 0.400" - 0.540" |
| 49223        | 3/4"          | 0.520" - 0.730" |
| 49224        | 1/2"          | 0.375" - 0.437" |
| 49225        | 3/4"          | 0.375" - 0.437" |

## Fixture Locknut



**Use:**

Fixture locknuts are used to secure a light fixture canopy.


- Square
- Heavy duty

**Material:**

- Steel

| Model Number   | UPC (0-31857) | Trade Size | Product Dimensions (inches) |      |   | Retail Pack Quantity | Master Case Quantity |
|----------------|---------------|------------|-----------------------------|------|---|----------------------|----------------------|
|                |               |            | A                           | B    | C |                      |                      |
| <b>Polybag</b> |               |            |                             |      |   |                      |                      |
| 49099          | 490997        | 3/8"       | 1.00                        | 0.22 | - | 2                    | 50                   |

## Solderless Terminal Lug



**Use:**

Solderless terminal lugs are used to connect wires to a metal enclosure.

- One hole, single collar

**Material:**

- Electrolytic Copper

| Model Number   | UPC (0-31857) | Trade Size | Product Dimensions (inches) |      |      | Retail Pack Quantity | Master Case Quantity |
|----------------|---------------|------------|-----------------------------|------|------|----------------------|----------------------|
|                |               |            | A                           | B    | C    |                      |                      |
| <b>Polybag</b> |               |            |                             |      |      |                      |                      |
| 02-18010       | 180102        | #10        | 0.31                        | 0.47 | 0.15 | 2                    | 10                   |
| 02-18009       | 180096        | #2-#8      | 0.51                        | 1.57 | 0.35 | 2                    | 10                   |
| 02-18005       | 180058        | #3/0-#4    | 0.75                        | 2.10 | 0.48 | 1                    | 5                    |

**WARNING:**  
Cancer and Reproductive Harm  
[www.P65Warnings.ca.gov](http://www.P65Warnings.ca.gov)

## Ground Wire



**Use:**

Ground wires are used to ground a wiring device to a switch or outlet box.

- #12 AWG bare wire
- Captive screw
- 8" length


**Material:**

- Copper

| Model Number   | UPC (0-31857) | Trade Size | Product Dimensions (inches) |   |   | Retail Pack Quantity | Master Case Quantity |
|----------------|---------------|------------|-----------------------------|---|---|----------------------|----------------------|
|                |               |            | A                           | B | C |                      |                      |
| <b>Polybag</b> |               |            |                             |   |   |                      |                      |
| 18100          | 181000        | -          | -                           | - | - | 2                    | 10                   |

**WARNING:**  
Cancer and Reproductive Harm  
[www.P65Warnings.ca.gov](http://www.P65Warnings.ca.gov)

## Knockout Bushing



**Use:**


Knockout bushings are snapped into knockout openings in metal boxes or enclosures to protect wires from rough edges.

**Material:**

- Non-Metallic

| Model Number   | UPC (0-31857) | Trade Size | Product Dimensions (inches) |      |   | Retail Pack Quantity | Master Case Quantity |
|----------------|---------------|------------|-----------------------------|------|---|----------------------|----------------------|
|                |               |            | A                           | B    | C |                      |                      |
| <b>Polybag</b> |               |            |                             |      |   |                      |                      |
| 49391          | 493912        | 1/2"       | 0.84                        | 0.54 | - | 1                    | 75                   |
| 49392          | 493929        | 3/4"       | 1.05                        | 0.53 | - | 1                    | 50                   |

## Knockout Seal



**Use:**


Knockout seals are used to close exposed holes in an outlet box or metal enclosure.

**Material:**

- Zinc-Plated Steel

| Model Number                    | UPC (0-31857) | Trade Size | Product Dimensions (inches) |      |      | Retail Pack Quantity | Master Case Quantity |
|---------------------------------|---------------|------------|-----------------------------|------|------|----------------------|----------------------|
|                                 |               |            | A                           | B    | C    |                      |                      |
| <b>Polybag</b>                  |               |            |                             |      |      |                      |                      |
| 47150                           | 471507        | 1/2"       | 0.91                        | 1.07 | 0.30 | 1                    | 100                  |
| 18150                           | 181505        | 1/2"       | 0.91                        | 1.07 | 0.30 | 4                    | 10                   |
| 49151                           | 491512        | 3/4"       | 1.15                        | 1.22 | 0.31 | 1                    | 50                   |
| 18151                           | 181512        | 3/4"       | 1.15                        | 1.22 | 0.31 | 4                    | 10                   |
| 49152                           | 491529        | 1"         | 1.41                        | 1.48 | 0.34 | 1                    | 25                   |
| 18152                           | 181529        | 1"         | 1.41                        | 1.48 | 0.34 | 4                    | 10                   |
| 49153                           | 491536        | 1-1/4"     | 1.77                        | 1.89 | 0.35 | 1                    | 25                   |
| 18153                           | 181536        | 1-1/4"     | 1.77                        | 1.89 | 0.35 | 4                    | 5                    |
| 49154                           | 491543        | 1-1/2"     | 2.02                        | 2.19 | 0.31 | 1                    | 15                   |
| 18154                           | 181543        | 1-1/2"     | 2.02                        | 2.19 | 0.31 | 4                    | 5                    |
| 49155                           | 491550        | 2"         | 2.51                        | 2.65 | 0.33 | 1                    | 12                   |
| 18155                           | 181550        | 2"         | 2.51                        | 2.65 | 0.33 | 2                    | 10                   |
| <b>Bulk - No Individual UPC</b> |               |            |                             |      |      |                      |                      |
| K0-50                           | 616915        | 1/2"       | 0.91                        | 1.07 | 0.30 | 100                  | 5                    |
| K0-75                           | 616922        | 3/4"       | 0.91                        | 1.22 | 0.31 | 100                  | 5                    |
| <b>Contractor Pack</b>          |               |            |                             |      |      |                      |                      |
| 52691                           | 526917        | 1/2"       | 0.91                        | 1.07 | 0.30 | 100                  | 2                    |
| 52692                           | 526924        | 3/4"       | 0.91                        | 1.22 | 0.31 | 50                   | 2                    |

## Nail Plate



**Use:**

Safety nail plates are used to protect cable insulation from nail punctures in wooden structures.

**Material:**

- Zinc-Plated Steel

**Standards:**

UL 514D & UL 498A  
CSA C22.2 No. 42.1-13 & CSA C22.2 No. 42-10

**Certifications:**



| Model Number                  | UPC (0-31857) | Trade Size | Product Dimensions (inches) |     |       | Retail Pack Quantity | Master Case Quantity |
|-------------------------------|---------------|------------|-----------------------------|-----|-------|----------------------|----------------------|
|                               |               |            | A                           | B   | C     |                      |                      |
| <b>Polybag</b>                |               |            |                             |     |       |                      |                      |
| 18711                         | 187118        | 1.5"X2.5"  | 2.5                         | 1.5 | 0.063 | 2                    | 10                   |
| <b>Boxed - Individual UPC</b> |               |            |                             |     |       |                      |                      |
| SP-50                         | 660536        | 1.5"X2.5"  | 2.5                         | 1.5 | 0.063 | 50                   | 5                    |

## Nail Plate



**Use:**

Safety nail plates are used to protect cable insulation from nail punctures in wooden structures.

**Material:**

- Zinc-Plated Steel

**Standards:**


UL 514D & UL 498A  
CSA C22.2 No. 42.1-13 & CSA C22.2 No. 42-10

**Certifications:**



| Model Number                  | UPC (0-31857) | Trade Size | Product Dimensions (inches) |     |       | Retail Pack Quantity | Master Case Quantity |
|-------------------------------|---------------|------------|-----------------------------|-----|-------|----------------------|----------------------|
|                               |               |            | A                           | B   | C     |                      |                      |
| <b>Boxed - Individual UPC</b> |               |            |                             |     |       |                      |                      |
| 52053                         | 520533        | 1.5"X2.5"  | 2.5                         | 1.5 | 0.063 | 1                    | 100                  |
| 51710                         | 517106        | 1.5"X5"    | 5.0                         | 1.5 | 0.063 | 1                    | 50                   |
| <b>Contractor Pack</b>        |               |            |                             |     |       |                      |                      |
| 51053                         | 510534        | 1.5"X2.5"  | 2.5                         | 1.5 | 0.063 | 100                  | 1                    |

## Switch Box Support



**Use:**

Switch box supports are used to attach an outlet box in drywall where there are no means of attaching the box to a structure.

**Material:**

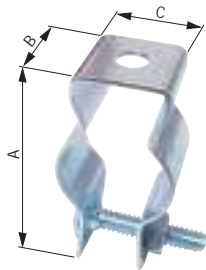
- Steel



| Model Number   | UPC (0-31857) | Trade Size | Product Dimensions (inches) |      |      | Retail Pack Quantity | Master Case Quantity |
|----------------|---------------|------------|-----------------------------|------|------|----------------------|----------------------|
|                |               |            | A                           | B    | C    |                      |                      |
| <b>Polybag</b> |               |            |                             |      |      |                      |                      |
| 49882          | 498825        | -          | 5.13                        | 2.88 | 0.02 | 2                    | 50                   |



## Conduit Hanger



**Use:**

Conduit hangers are used to secure and suspend EMT and Rigid conduits from overhead supports.

- Carriage bolt and nut attached

**Material:**

- Zinc-Plated Steel

**Standards:**

UL 2239  
CSA C22.2 No. 18.4-15

**Certifications:**

cUL<sub>us</sub> E229278

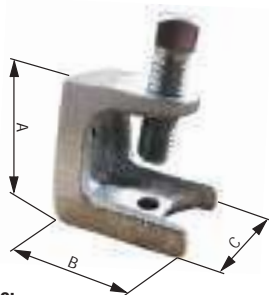
| Model Number                    | UPC (0-31857) | Trade Size | Product Dimensions (inches) |      |      | Retail Pack Quantity | Master Case Quantity |
|---------------------------------|---------------|------------|-----------------------------|------|------|----------------------|----------------------|
|                                 |               |            | A                           | B    | C    |                      |                      |
| <b>Polybag</b>                  |               |            |                             |      |      |                      |                      |
| 49100                           | 491000        | 0          | 1.95                        | 0.76 | 0.69 | 1                    | 50                   |
| 44100                           | 441005        | 0          | 1.95                        | 0.76 | 0.69 | 5                    | 20                   |
| 49110                           | 491109        | 1          | 2.21                        | 0.76 | 0.81 | 1                    | 30                   |
| 44110                           | 441104        | 1          | 2.21                        | 0.76 | 0.81 | 5                    | 20                   |
| 49120                           | 491208        | 2          | 2.53                        | 0.87 | 0.92 | 1                    | 20                   |
| 44120                           | 441203        | 2          | 2.53                        | 0.87 | 0.92 | 2                    | 20                   |
| 49130                           | 491307        | 2-1/2      | 2.73                        | 0.87 | 0.98 | 1                    | 12                   |
| 49135                           | 491352        | 3          | 3.32                        | 0.96 | 1.10 | 1                    | 20                   |
| 44140                           | 441401        | 4          | 3.32                        | 0.96 | 1.10 | 2                    | 20                   |
| 44150                           | 441500        | 5          | 4.06                        | 0.96 | 1.12 | 2                    | 20                   |
| <b>Boxed - Individual UPC</b>   |               |            |                             |      |      |                      |                      |
| 49140                           | 491406        | 4          | 3.32                        | 0.96 | 1.10 | 1                    | 20                   |
| 49145                           | 491451        | 5          | 4.06                        | 0.96 | 1.12 | 1                    | 20                   |
| 52155                           | 521554        | 6          | 4.83                        | 1.18 | 1.26 | 1                    | 25                   |
| 52156                           | 521561        | 7          | 5.31                        | 1.18 | 1.26 | 1                    | 10                   |
| <b>Bulk - No Individual UPC</b> |               |            |                             |      |      |                      |                      |
| 52100                           | 521004        | 0          | 1.95                        | 0.76 | 0.69 | 50                   | 10                   |
| 52110                           | 521103        | 1          | 2.21                        | 0.76 | 0.81 | 100                  | 1                    |
| 52120                           | 521202        | 2          | 2.53                        | 0.87 | 0.92 | 100                  | 1                    |
| 52130                           | 521301        | 2-1/2      | 2.73                        | 0.87 | 0.98 | 100                  | 1                    |
| <b>Contractor Pack</b>          |               |            |                             |      |      |                      |                      |
| 54100                           | 541002        | 0          | 1.95                        | 0.76 | 0.69 | 25                   | 2                    |
| 54110                           | 541101        | 1          | 2.21                        | 0.76 | 0.81 | 20                   | 2                    |

| Trade Size | EMT    | Rigid (HW)  |
|------------|--------|-------------|
| 0          | 1/2"   | 3/8" & 1/2" |
| 1          | 3/4"   | 3/4"        |
| 2          | 1"     | 1"          |
| 2-1/2      | 1-1/4" | -           |
| 3          | 1-1/2" | 1-1/4"      |

| Trade Size | EMT | Rigid (HW) |
|------------|-----|------------|
| 4          | -   | 1-1/2"     |
| 5          | 2"  | 2"         |
| 6          | -   | 2-1/2"     |
| 7          | -   | 3"         |

Also found on page 29

## Beam Clamp



**Use:**

Beam clamps are used on a beam, girder or other similar structure to provide a mounting base for conduit hangers.

- Beam thickness 1/8" - 1/2"
- Threaded hole 1/4" - 20

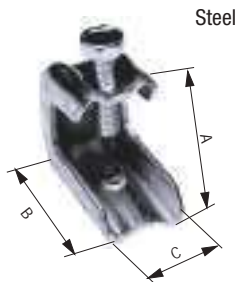
**Material:**

- Zinc-Plated Iron
- Steel

**Certifications:**

Iron: cUL<sub>us</sub> E229278


| Model Number   | UPC (0-31857) | Trade Size | Product Dimensions (inches) |      |      | Retail Pack Quantity | Master Case Quantity |
|----------------|---------------|------------|-----------------------------|------|------|----------------------|----------------------|
|                |               |            | A                           | B    | C    |                      |                      |
| <b>Iron</b>    |               |            |                             |      |      |                      |                      |
| <b>Polybag</b> |               |            |                             |      |      |                      |                      |
| 49004          | 490041        | 13/16"     | 1.30                        | 1.28 | 1.00 | 1                    | 25                   |
| <b>Steel</b>   |               |            |                             |      |      |                      |                      |
| <b>Polybag</b> |               |            |                             |      |      |                      |                      |
| 49005          | 490058        | 13/16"     | 1.40                        | 1.63 | 0.92 | 1                    | 25                   |





# **WEATHERPROOF PRODUCTS**

# One-Gang Outlet Box



14250, 14252

**Use:**

One-gang outlet boxes are used as a weatherproof junction box or housing for a single electrical device in wet, damp or dry locations.

- SE indicates side entry knockouts

**Material:**

- Metal Die-Cast

**Includes:**

Pre-installed ground screw, closure plugs and hardware

**Standards:**

UL 514A  
CSA C22.2 No. 18.1-13

**Certifications:**

UL E121488   SF LR57925

OUTLET BOXES

| Model Number                | UPC (0-31857) | Color  | Knockouts     | Volume Cu. In. | Product Dimensions (inches) |      |      | Retail Pack Quantity | Master Case Quantity |
|-----------------------------|---------------|--------|---------------|----------------|-----------------------------|------|------|----------------------|----------------------|
|                             |               |        |               |                | A                           | B    | C    |                      |                      |
| <b>1/2" Knockouts</b>       |               |        |               |                |                             |      |      |                      |                      |
| <b>Shrink Pack</b>          |               |        |               |                |                             |      |      |                      |                      |
| 14250                       | 142506        | Gray   | (3) 1/2"      | 18.3           | 4.54                        | 2.78 | 2.01 | 1                    | 16                   |
| 14250BR                     | 342500        | Bronze | (3) 1/2"      | 18.3           | 4.54                        | 2.78 | 2.01 | 1                    | 16                   |
| 14250WH                     | 642501        | White  | (3) 1/2"      | 18.3           | 4.54                        | 2.78 | 2.01 | 1                    | 16                   |
| 14251                       | 142513        | Gray   | (4) 1/2"      | 18.3           | 4.54                        | 2.78 | 2.01 | 1                    | 16                   |
| 14251BR                     | 342517        | Bronze | (4) 1/2"      | 18.3           | 4.54                        | 2.78 | 2.01 | 1                    | 10                   |
| 14251WH                     | 642518        | White  | (4) 1/2"      | 18.3           | 4.54                        | 2.78 | 2.01 | 1                    | 10                   |
| 14251-5                     | 425159        | Gray   | (5) 1/2"      | 18.3           | 4.54                        | 2.78 | 2.01 | 1                    | 16                   |
| 14251-5X                    | 425166        | Gray   | (5) 1/2" (SE) | 18.3           | 4.54                        | 2.78 | 2.01 | 1                    | 16                   |
| 14251-5XBR                  | 425173        | Bronze | (5) 1/2" (SE) | 18.3           | 4.54                        | 2.78 | 2.01 | 1                    | 10                   |
| 14251-5XWH                  | 425180        | White  | (5) 1/2" (SE) | 18.3           | 4.54                        | 2.78 | 2.01 | 1                    | 10                   |
| <b>1/2" Knockouts, Deep</b> |               |        |               |                |                             |      |      |                      |                      |
| <b>Shrink Pack</b>          |               |        |               |                |                             |      |      |                      |                      |
| 14255                       | 142551        | Gray   | (3) 1/2"      | 25.5           | 4.54                        | 2.78 | 2.67 | 1                    | 10                   |
| 14255BR                     | 342555        | Bronze | (3) 1/2"      | 25.5           | 4.54                        | 2.78 | 2.67 | 1                    | 6                    |
| 14255WH                     | 642556        | White  | (3) 1/2"      | 25.5           | 4.54                        | 2.78 | 2.67 | 1                    | 6                    |
| <b>3/4" Knockouts</b>       |               |        |               |                |                             |      |      |                      |                      |
| <b>Shrink Pack</b>          |               |        |               |                |                             |      |      |                      |                      |
| 14252                       | 142520        | Gray   | (3) 3/4"      | 18.3           | 4.54                        | 2.78 | 2.01 | 1                    | 16                   |
| 14252BR                     | 342524        | Bronze | (3) 3/4"      | 18.3           | 4.54                        | 2.78 | 2.01 | 1                    | 10                   |
| 14252WH                     | 642525        | White  | (3) 3/4"      | 18.3           | 4.54                        | 2.78 | 2.01 | 1                    | 10                   |
| 14253                       | 142537        | Gray   | (4) 3/4"      | 18.3           | 4.54                        | 2.78 | 2.01 | 1                    | 16                   |
| 14253BR                     | 342531        | Bronze | (4) 3/4"      | 18.3           | 4.54                        | 2.78 | 2.01 | 1                    | 10                   |
| 14253WH                     | 642532        | White  | (4) 3/4"      | 18.3           | 4.54                        | 2.78 | 2.01 | 1                    | 10                   |
| 14253-5                     | 425357        | Gray   | (5) 3/4"      | 18.3           | 4.54                        | 2.78 | 2.01 | 1                    | 16                   |
| 14252-5X                    | 425265        | Gray   | (5) 3/4" (SE) | 18.0           | 4.54                        | 2.78 | 2.01 | 1                    | 16                   |
| <b>3/4" Knockouts, Deep</b> |               |        |               |                |                             |      |      |                      |                      |
| <b>Shrink Pack</b>          |               |        |               |                |                             |      |      |                      |                      |
| 14256                       | 142568        | Gray   | (3) 3/4"      | 25.5           | 4.54                        | 2.78 | 2.67 | 1                    | 10                   |
| <b>1" Knockouts, Deep</b>   |               |        |               |                |                             |      |      |                      |                      |
| <b>Shrink Pack</b>          |               |        |               |                |                             |      |      |                      |                      |
| 14257                       | 142575        | Gray   | (3) 1"        | 23.0           | 4.54                        | 2.78 | 2.67 | 1                    | 6                    |

**WARNING:**  
Cancer and Reproductive Harm  
[www.P65Warnings.ca.gov](http://www.P65Warnings.ca.gov)



14251



14251-5



14251-5X, 14252-5X



14255, 14256,  
14257



14253



14253-5

**Non-Metallic options found on page 121**

## Two-Gang Outlet Box



14350, 14352, 14357

### Use:

Two-gang outlet boxes are used as a weatherproof junction box or as a housing for up to two electrical devices in wet, damp or dry locations.

- SE indicates side entry knockouts

### Material:

- Metal Die-Cast

### Includes:

Pre-installed ground screws, closure plugs and hardware

### Standards:

UL 514A

CSA C22.2 No. 18.1-13

### Certifications:

UL E121488    SR LR57925

| Model Number          | UPC (0-31857) | Color  | Knockouts     | Volume Cu. In. | Product Dimensions (inches) |      |      | Retail Pack Quantity | Master Case Quantity |
|-----------------------|---------------|--------|---------------|----------------|-----------------------------|------|------|----------------------|----------------------|
|                       |               |        |               |                | A                           | B    | C    |                      |                      |
| <b>1/2" Knockouts</b> |               |        |               |                |                             |      |      |                      |                      |
| <b>Shrink Pack</b>    |               |        |               |                |                             |      |      |                      |                      |
| 14350                 | 143503        | Gray   | (3) 1/2"      | 31.0           | 4.51                        | 4.51 | 2.14 | 1                    | 9                    |
| 14350BR               | 343507        | Bronze | (3) 1/2"      | 31.0           | 4.51                        | 4.51 | 2.14 | 1                    | 6                    |
| 14350WH               | 643508        | White  | (3) 1/2"      | 31.0           | 4.51                        | 4.51 | 2.14 | 1                    | 6                    |
| 14351                 | 143510        | Gray   | (4) 1/2"      | 31.0           | 4.51                        | 4.51 | 2.14 | 1                    | 9                    |
| 14351-5               | 435158        | Gray   | (5) 1/2"      | 31.0           | 4.51                        | 4.51 | 2.14 | 1                    | 9                    |
| 14351-5BR             | 435165        | Bronze | (5) 1/2"      | 31.0           | 4.51                        | 4.51 | 2.14 | 1                    | 9                    |
| 14351-5WH             | 435172        | White  | (5) 1/2"      | 31.0           | 4.51                        | 4.51 | 2.14 | 1                    | 9                    |
| 14351-7               | 735173        | Gray   | (7) 1/2"      | 30.3           | 4.51                        | 4.51 | 2.14 | 1                    | 9                    |
| <b>3/4" Knockouts</b> |               |        |               |                |                             |      |      |                      |                      |
| <b>Shrink Pack</b>    |               |        |               |                |                             |      |      |                      |                      |
| 14352                 | 143527        | Gray   | (3) 3/4"      | 31.0           | 4.51                        | 4.51 | 2.14 | 1                    | 9                    |
| 14353                 | 143534        | Gray   | (4) 3/4"      | 31.0           | 4.51                        | 4.51 | 2.14 | 1                    | 9                    |
| 14353-5               | 435356        | Gray   | (5) 3/4"      | 31.0           | 4.51                        | 4.51 | 2.14 | 1                    | 9                    |
| 14352-5X              | 435264        | Gray   | (5) 3/4" (SE) | 31.0           | 4.51                        | 4.51 | 2.14 | 1                    | 10                   |
| 14352-7               | 435271        | Gray   | (7) 3/4"      | 30.3           | 4.51                        | 4.51 | 2.14 | 1                    | 9                    |
| <b>1" Knockouts</b>   |               |        |               |                |                             |      |      |                      |                      |
| <b>Shrink Pack</b>    |               |        |               |                |                             |      |      |                      |                      |
| 14357                 | 143572        | Gray   | (3) 1"        | 31.0           | 4.51                        | 4.51 | 2.14 | 1                    | 12                   |

**WARNING:**  
Cancer and Reproductive Harm  
[www.P65Warnings.ca.gov](http://www.P65Warnings.ca.gov)



14351, 14353



14351-5, 14353-5



14352-5X



14351-7, 14352-7

**Non-Metallic options found on page 121**

## Round Outlet Box



| Model Number          | UPC (0-31857) | Color  | Knockouts | Volume Cu. In. | Product Dimensions (inches) |      |      | Retail Pack Quantity | Master Case Quantity |
|-----------------------|---------------|--------|-----------|----------------|-----------------------------|------|------|----------------------|----------------------|
|                       |               |        |           |                | A                           | B    | C    |                      |                      |
| <b>1/2" Knockouts</b> |               |        |           |                |                             |      |      |                      |                      |
| <b>Shrink Pack</b>    |               |        |           |                |                             |      |      |                      |                      |
| 143854                | 143855        | Gray   | (5) 1/2"  | 16.0           | 5.51                        | 4.13 | 1.62 | 1                    | 13                   |
| 143854BR              | 343859        | Bronze | (5) 1/2"  | 16.0           | 5.51                        | 4.13 | 1.62 | 1                    | 13                   |
| 143854WH              | 643850        | White  | (5) 1/2"  | 16.0           | 5.51                        | 4.13 | 1.62 | 1                    | 13                   |
| <b>3/4" Knockouts</b> |               |        |           |                |                             |      |      |                      |                      |
| <b>Shrink Pack</b>    |               |        |           |                |                             |      |      |                      |                      |
| 143854-75             | 438579        | Gray   | (5) 3/4"  | 16.0           | 5.51                        | 4.13 | 1.62 | 1                    | 13                   |
| 143854-75BR           | 438586        | Bronze | (5) 3/4"  | 16.0           | 5.51                        | 4.13 | 1.62 | 1                    | 8                    |
| 143854-75WH           | 438593        | White  | (5) 3/4"  | 16.0           | 5.51                        | 4.13 | 1.62 | 1                    | 8                    |

### Use:

Round outlet boxes are used as a weatherproof junction box or mounting location for lampholders in wet, damp or dry locations.

### Material:

- Metal Die-Cast

### Includes:

Pre-installed ground screws, closure plugs and hardware

### Standards:

UL 514B  
CSA C22.2 No. 18.1-13


### Certifications:

UL E121488    SP LR57925

**WARNING:**  
Cancer and Reproductive Harm  
[www.P65Warnings.ca.gov](http://www.P65Warnings.ca.gov)

**Non-Metallic options found on page 122**

# Extension Ring




14223



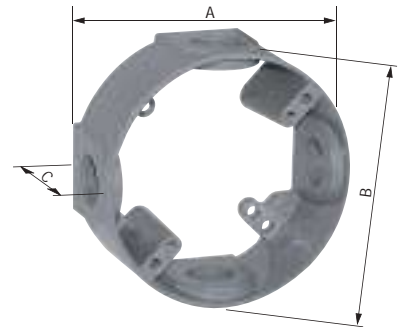
14233



14234



14323



14236

**Use:**

Extension rings are used to provide additional capacity to a weatherproof box for larger fill requirements.

**Material:**

- Metal Die-Cast

**Includes:**

Gasket, hardware and closure plugs (for products with knockouts)

**Standards:**

UL 514A  
CSA C22.2 No. 18.1-13

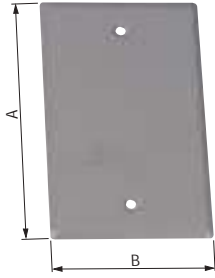
**Certifications:**

UL E121488    SP LR57925

| Model Number  | UPC (0-31857) | Color  | Knockouts | Volume Cu. In. | Product Dimensions (inches) |      |      | Retail Pack Quantity | Master Case Quantity |
|---|---------------|--------|-----------|----------------|-----------------------------|------|------|----------------------|----------------------|
|   |               |        |           |                | A                           | B    | C    |                      |                      |
| <b>One-Gang Shrink Pack</b>   |               |        |           |                |                             |      |      |                      |                      |
| 14223   | 142230        | Gray   | -         | 9.5            | 4.71                        | 2.94 | 1.02 | 1                    | 12                   |
| <b>One-Gang, 1/2" Knockouts Shrink Pack</b>                               |               |        |           |                |                             |      |      |                      |                      |
| 14233   | 142339        | Gray   | (4) 1/2"  | 9.5            | 4.57                        | 2.86 | 1.31 | 1                    | 10                   |
| 14233BR   | 342333        | Bronze | (4) 1/2"  | 9.5            | 4.57                        | 2.86 | 1.31 | 1                    | 5                    |
| 14233WH   | 642334        | White  | (4) 1/2"  | 9.5            | 4.57                        | 2.86 | 1.31 | 1                    | 5                    |
| <b>One-Gang, 1/2" Knockouts, Flanged (for recessed boxes) Shrink Pack</b> |               |        |           |                |                             |      |      |                      |                      |
| 14234   | 142346        | Gray   | (4) 1/2"  | 12.5           | 4.57                        | 2.86 | 1.31 | 1                    | 10                   |
| <b>Two-Gang Shrink Pack</b>   |               |        |           |                |                             |      |      |                      |                      |
| 14323   | 143237        | Gray   | -         | 16.0           | 4.66                        | 4.66 | 1.02 | 1                    | 6                    |
| <b>Round, 1/2" Knockouts Shrink Pack</b>                                  |               |        |           |                |                             |      |      |                      |                      |
| 14236   | 142360        | Gray   | (4) 1/2"  | 16.5           | 4.19                        | 4.13 | 1.61 | 1                    | 8                    |
| 14236BR   | 342364        | Bronze | (4) 1/2"  | 16.5           | 4.19                        | 4.13 | 1.61 | 1                    | 8                    |
| 14236WH   | 642365        | White  | (4) 1/2"  | 16.5           | 4.19                        | 4.13 | 1.61 | 1                    | 8                    |

**⚠ WARNING:**  
Cancer and Reproductive Harm  
[www.P65Warnings.ca.gov](http://www.P65Warnings.ca.gov)

## One-Gang Blank Cover



**Use:**

One-gang blank covers are used with one-gang, rectangular weatherproof boxes. Protects boxes not in use.

**Material:**

- Stamped Steel

**Includes:**

Gasket and hardware


**Standards:**

UL 514D  
CSA C22.2 No. 42.1-13

**Certifications:**

 E121488

## Two-Gang Blank Cover



**Use:**

Two-gang blank covers are used with two-gang, square weatherproof boxes. Protects boxes not in use.

**Material:**

- Stamped Steel

**Includes:**

Gasket and hardware

**Standards:**

UL 514D  
CSA C22.2 No. 42.1-13

**Certifications:**

 E121488


| Model Number       | UPC (0-31857) | Color  | Product Dimensions (inches) |      |   | Retail Pack Quantity | Master Case Quantity |
|--------------------|---------------|--------|-----------------------------|------|---|----------------------|----------------------|
|                    |               |        | A                           | B    | C |                      |                      |
| <b>Shrink Pack</b> |               |        |                             |      |   |                      |                      |
| 14240              | 142407        | Gray   | 4.52                        | 2.77 | - | 1                    | 20                   |
| 14240BR            | 342401        | Bronze | 4.52                        | 2.77 | - | 1                    | 20                   |
| 14240WH            | 642402        | White  | 4.52                        | 2.77 | - | 1                    | 20                   |

**Non-Metallic options found on page 123**

| Model Number       | UPC (0-31857) | Color  | Product Dimensions (inches) |      |   | Retail Pack Quantity | Master Case Quantity |
|--------------------|---------------|--------|-----------------------------|------|---|----------------------|----------------------|
|                    |               |        | A                           | B    | C |                      |                      |
| <b>Shrink Pack</b> |               |        |                             |      |   |                      |                      |
| 14340              | 143404        | Gray   | 4.49                        | 4.49 | - | 1                    | 10                   |
| 14340BR            | 343408        | Bronze | 4.49                        | 4.49 | - | 1                    | 10                   |
| 14340WH            | 643409        | White  | 4.49                        | 4.49 | - | 1                    | 10                   |

**Non-Metallic options found on page 123**

## Round Blank Cover



| Model Number       | UPC (0-31857) | Color  | Product Dimensions (inches) |   |   | Retail Pack Quantity | Master Case Quantity |
|--------------------|---------------|--------|-----------------------------|---|---|----------------------|----------------------|
|                    |               |        | A                           | B | C |                      |                      |
| <b>Shrink Pack</b> |               |        |                             |   |   |                      |                      |
| 14241              | 142414        | Gray   | 4.13                        | - | - | 1                    | 20                   |
| 14241BR            | 342418        | Bronze | 4.13                        | - | - | 1                    | 20                   |
| 14241WH            | 642419        | White  | 4.13                        | - | - | 1                    | 20                   |

**Non-Metallic options found on page 124**

**Use:**

Round blank covers are used with 4" round weatherproof boxes. Protects boxes not in use.

**Material:**

- Stamped Steel

**Includes:**

Gasket and hardware

**Standards:**


UL 514D

CSA C22.2 No. 42.1-13

**Certifications:**

 US E121488

## One-Gang Cover With One 1/2" Hole



### Use:

One hole cluster covers are used to provide a mounting location for a single lampholder to a one-gang weatherproof box.

- With one 1/2" threaded knockout

### Material:

- Metal Die-Cast

### Includes:

Gasket and hardware

### Standards:

UL 1598  
CSA C22.2 No. 250.0-08

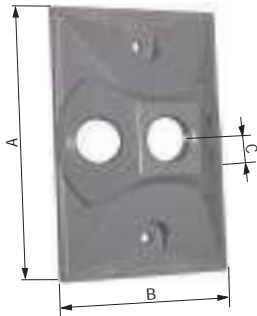
### Certifications:

 US E163827

| Model Number       | UPC (0-31857) | Color  | Knockouts | Product Dimensions (inches) |      |      | Retail Pack Quantity | Master Case Quantity |
|--------------------|---------------|--------|-----------|-----------------------------|------|------|----------------------|----------------------|
|                    |               |        |           | A                           | B    | C    |                      |                      |
| <b>Shrink Pack</b> |               |        |           |                             |      |      |                      |                      |
| 14371              | 143718        | Gray   | (1) 1/2"  | 4.61                        | 2.85 | 0.57 | 1                    | 15                   |
| 14371BR            | 343712        | Bronze | (1) 1/2"  | 4.61                        | 2.85 | 0.57 | 1                    | 10                   |
| 14371WH            | 643713        | White  | (1) 1/2"  | 4.61                        | 2.85 | 0.57 | 1                    | 10                   |

**WARNING:**  
Cancer and Reproductive Harm  
[www.P65Warnings.ca.gov](http://www.P65Warnings.ca.gov)

## One-Gang Cover With Three 1/2" Holes



### Use:

Three hole cluster covers are used to provide a mounting location for up to three lampholders to a one-gang weatherproof box.

- With three 1/2" threaded knockouts

### Material:

- Metal Die-Cast

### Includes:

Closure plugs, gasket and hardware

### Standards:

UL 1598  
CSA C22.2 No. 250.0-08

### Certifications:

 US E163827


| Model Number       | UPC (0-31857) | Color  | Knockouts | Product Dimensions (inches) |      |      | Retail Pack Quantity | Master Case Quantity |
|--------------------|---------------|--------|-----------|-----------------------------|------|------|----------------------|----------------------|
|                    |               |        |           | A                           | B    | C    |                      |                      |
| <b>Shrink Pack</b> |               |        |           |                             |      |      |                      |                      |
| 14373              | 143732        | Gray   | (3) 1/2"  | 4.61                        | 2.85 | 1.02 | 1                    | 15                   |
| 14373BR            | 343736        | Bronze | (3) 1/2"  | 4.61                        | 2.85 | 1.02 | 1                    | 10                   |
| 14373WH            | 643737        | White  | (3) 1/2"  | 4.61                        | 2.85 | 1.02 | 1                    | 10                   |

**WARNING:**  
Cancer and Reproductive Harm  
[www.P65Warnings.ca.gov](http://www.P65Warnings.ca.gov)

**Non-Metallic options found on page 125**



## Round Cover With One 1/2" Hole



**Use:**

One hole cluster covers are used to provide a mounting location for a single lampholder to a 4" round weatherproof box.

- With one 1/2" threaded knockout

**Material:**

- Metal Die-Cast

**Includes:**

Gasket and hardware

**Standards:**

UL 1598  
CSA C22.2 No. 250.0-08

**Certifications:**

 US E163827

| Model Number       | UPC (0-31857) | Color  | Knockouts | Product Dimensions (inches) |      |   | Retail Pack Quantity | Master Case Quantity |
|--------------------|---------------|--------|-----------|-----------------------------|------|---|----------------------|----------------------|
|                    |               |        |           | A                           | B    | C |                      |                      |
| <b>Shrink Pack</b> |               |        |           |                             |      |   |                      |                      |
| 14381              | 143817        | Gray   | (1) 1/2"  | 4.13                        | 0.57 | - | 1                    | 20                   |
| 14381BR            | 343811        | Bronze | (1) 1/2"  | 4.13                        | 0.57 | - | 1                    | 10                   |
| 14381WH            | 643812        | White  | (1) 1/2"  | 4.13                        | 0.57 | - | 1                    | 10                   |

**WARNING:**  
Cancer and Reproductive Harm  
[www.P65Warnings.ca.gov](http://www.P65Warnings.ca.gov)

## Round Cover With Three 1/2" Holes



**Use:**

Three hole cluster covers are used to provide a mounting location for up to three lampholders to a 4" round weatherproof box.

- With three 1/2" threaded knockouts

**Material:**

- Metal Die-Cast

**Includes:**

Closure plugs, gasket and hardware

**Standards:**

UL 1598  
CSA C22.2 No. 250.0-08

**Certifications:**


 US E163827

| Model Number       | UPC (0-31857) | Color  | Knockouts | Product Dimensions (inches) |      |   | Retail Pack Quantity | Master Case Quantity |
|--------------------|---------------|--------|-----------|-----------------------------|------|---|----------------------|----------------------|
|                    |               |        |           | A                           | B    | C |                      |                      |
| <b>Shrink Pack</b> |               |        |           |                             |      |   |                      |                      |
| 14383              | 143831        | Gray   | (3) 1/2"  | 4.13                        | 1.04 | - | 1                    | 15                   |
| 14383BR            | 343835        | Bronze | (3) 1/2"  | 4.13                        | 1.04 | - | 1                    | 12                   |
| 14383WH            | 643836        | White  | (3) 1/2"  | 4.13                        | 1.04 | - | 1                    | 12                   |

**WARNING:**  
Cancer and Reproductive Harm  
[www.P65Warnings.ca.gov](http://www.P65Warnings.ca.gov)

**Non-Metallic options found on page 125**

## One-Gang Horizontal Duplex Receptacle Cover



**Use:**

Horizontal duplex covers are used to provide weatherproof protection for an outdoor duplex receptacle.

- Suitable for wet locations when the covers are closed
- For horizontal installation

**Material:**

- Metal Die-Cast

**Includes:**

Gasket and hardware


**Standards:**

UL 514D  
CSA C22.2 No. 42.1-13

**Certifications:**

UL E121488 SP LR57925

## One-Gang Vertical Duplex Receptacle Cover



**Use:**

Vertical duplex covers are used to provide weatherproof protection for an outdoor duplex receptacle.

- Suitable for wet locations when the cover is closed
- For vertical installation

**Material:**

- Metal Die-Cast

**Includes:**

Gasket and hardware

**Standards:**

UL 514D  
CSA C22.2 No. 42.1-13

**Certifications:**

UL E121488 SP LR57925

| Model Number       | UPC (0-31857) | Color  | Product Dimensions (inches) |      |   | Retail Pack Quantity | Master Case Quantity |
|--------------------|---------------|--------|-----------------------------|------|---|----------------------|----------------------|
|                    |               |        | A                           | B    | C |                      |                      |
| <b>Shrink Pack</b> |               |        |                             |      |   |                      |                      |
| 14245              | 142452        | Gray   | 4.57                        | 2.83 | - | 1                    | 20                   |
| 14245BR            | 342456        | Bronze | 4.57                        | 2.83 | - | 1                    | 20                   |
| 14245WH            | 642457        | White  | 4.57                        | 2.83 | - | 1                    | 20                   |


**WARNING:**  
Cancer and Reproductive Harm  
[www.P65Warnings.ca.gov](http://www.P65Warnings.ca.gov)

### Non-Metallic options found on page 126

| Model Number       | UPC (0-31857) | Color  | Product Dimensions (inches) |      |   | Retail Pack Quantity | Master Case Quantity |
|--------------------|---------------|--------|-----------------------------|------|---|----------------------|----------------------|
|                    |               |        | A                           | B    | C |                      |                      |
| <b>Shrink Pack</b> |               |        |                             |      |   |                      |                      |
| 14246              | 142469        | Gray   | 4.57                        | 2.83 | - | 1                    | 20                   |
| 14246BR            | 342463        | Bronze | 4.57                        | 2.83 | - | 1                    | 10                   |
| 14246WH            | 642464        | White  | 4.57                        | 2.83 | - | 1                    | 10                   |

**WARNING:**  
Cancer and Reproductive Harm  
[www.P65Warnings.ca.gov](http://www.P65Warnings.ca.gov)

## One-Gang Horizontal GFCI Receptacle Cover



**Use:**

Horizontal GFCI covers are used to provide weatherproof protection for an outdoor GFCI receptacle.

- Suitable for wet locations when the covers are closed
- For horizontal installation

**Material:**

- Metal Die-Cast

**Includes:**

Gasket and hardware

**Standards:**


UL 514D

CSA C22.2 No. 42.1-13

**Certifications:**

UL E121488   SF LR57925

## One-Gang Vertical GFCI Receptacle Cover



**Use:**

Vertical GFCI covers are used to provide weatherproof protection for an outdoor GFCI receptacle.

- Suitable for wet locations when the cover is closed
- For vertical installation

**Material:**

- Metal Die-Cast

**Includes:**

Gasket and hardware

**Standards:**

UL 514D

CSA C22.2 No. 42.1-13

**Certifications:**

UL E121488   SF LR57925

| Model Number       | UPC (0-31857) | Color  | Product Dimensions (inches) |      |   | Retail Pack Quantity | Master Case Quantity |
|--------------------|---------------|--------|-----------------------------|------|---|----------------------|----------------------|
|                    |               |        | A                           | B    | C |                      |                      |
| <b>Shrink Pack</b> |               |        |                             |      |   |                      |                      |
| 14249              | 142490        | Gray   | 4.57                        | 2.83 | - | 1                    | 20                   |
| 14249BR            | 342494        | Bronze | 4.57                        | 2.83 | - | 1                    | 10                   |
| 14249WH            | 642495        | White  | 4.57                        | 2.83 | - | 1                    | 10                   |

**WARNING:**  
Cancer and Reproductive Harm  
[www.P65Warnings.ca.gov](http://www.P65Warnings.ca.gov)

| Model Number       | UPC (0-31857) | Color  | Product Dimensions (inches) |      |   | Retail Pack Quantity | Master Case Quantity |
|--------------------|---------------|--------|-----------------------------|------|---|----------------------|----------------------|
|                    |               |        | A                           | B    | C |                      |                      |
| <b>Shrink Pack</b> |               |        |                             |      |   |                      |                      |
| 14248              | 142483        | Gray   | 4.57                        | 2.83 | - | 1                    | 20                   |
| 14248BR            | 342487        | Bronze | 4.57                        | 2.83 | - | 1                    | 10                   |
| 14248WH            | 642488        | White  | 4.57                        | 2.83 | - | 1                    | 10                   |

**WARNING:**  
Cancer and Reproductive Harm  
[www.P65Warnings.ca.gov](http://www.P65Warnings.ca.gov)

## One-Gang Single 15/20 Amp Receptacle Cover



**Use:**  
Single receptacle covers are used to provide weatherproof protection for an outdoor 15/20 Amp standard receptacle.

- For one 1.406" diameter outlet
- Suitable for wet locations when the cover is closed
- For vertical installation

**Material:**

- Metal Die-Cast

**Includes:**

Gasket and hardware

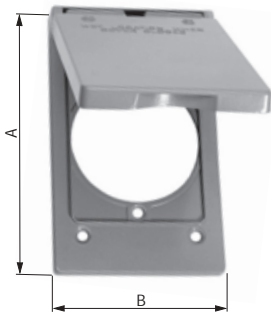
**Standards:**

UL 514D  
CSA C22.2 No. 42.1-13

**Certifications:**

UL E121488 SP LR57925

## One-Gang Round 20 Amp Receptacle Cover



**Use:**  
Round receptacle covers are used to provide weatherproof protection for an outdoor 20 Amp receptacle.

- For one 1.625" diameter outlet
- Suitable for wet locations when the cover is closed
- For vertical installation

**Material:**

- Metal Die-Cast

**Includes:**

Gasket and hardware

**Standards:**

UL 514D  
CSA C22.2 No. 42.1-13

**Certifications:**


UL E121488 SP LR57925

| Model Number       | UPC (0-31857) | Color  | Product Dimensions (inches) |      |   | Retail Pack Quantity | Master Case Quantity |
|--------------------|---------------|--------|-----------------------------|------|---|----------------------|----------------------|
|                    |               |        | A                           | B    | C |                      |                      |
| <b>Shrink Pack</b> |               |        |                             |      |   |                      |                      |
| 14224              | 142247        | Gray   | 4.57                        | 2.83 | - | 1                    | 15                   |
| 14224BR            | 342241        | Bronze | 4.57                        | 2.83 | - | 1                    | 8                    |
| 14224WH            | 642242        | White  | 4.57                        | 2.83 | - | 1                    | 8                    |

**WARNING:**  
Cancer and Reproductive Harm  
[www.P65Warnings.ca.gov](http://www.P65Warnings.ca.gov)

| Model Number       | UPC (0-31857) | Color | Product Dimensions (inches) |      |   | Retail Pack Quantity | Master Case Quantity |
|--------------------|---------------|-------|-----------------------------|------|---|----------------------|----------------------|
|                    |               |       | A                           | B    | C |                      |                      |
| <b>Shrink Pack</b> |               |       |                             |      |   |                      |                      |
| 14243              | 142438        | Gray  | 4.57                        | 2.83 | - | 1                    | 10                   |

## One-Gang Round 30/50 Amp Receptacle Cover



### Use:

Round receptacle covers are used to provide weatherproof protection for an outdoor 30/50 Amp receptacle.

- For one 2.125" diameter outlet
- Suitable for wet locations when the cover is closed
- For vertical installation

### Material:

- Metal Die-Cast

### Includes:

Gasket and hardware

### Standards:


UL 514D  
CSA C22.2 No. 42.1-13

### Certifications:

E121488 LR57925

| Model Number       | UPC (0-31857) | Color  | Product Dimensions (inches) |      |   | Retail Pack Quantity | Master Case Quantity |
|--------------------|---------------|--------|-----------------------------|------|---|----------------------|----------------------|
|                    |               |        | A                           | B    | C |                      |                      |
| <b>Shrink Pack</b> |               |        |                             |      |   |                      |                      |
| 14244              | 142445        | Gray   | 4.57                        | 2.83 | - | 1                    | 20                   |
| 14244BR            | 342449        | Bronze | 4.57                        | 2.83 | - | 1                    | 10                   |
| 14244WH            | 642440        | White  | 4.57                        | 2.83 | - | 1                    | 10                   |

## One-Gang Toggle Switch Cover



### Use:

Toggle switch covers are used to provide weatherproof protection for an outdoor switch mounted in a one-gang weatherproof box.

### Material:

- Metal Die-Cast

### Includes:

Gasket and hardware

### Standards:

UL 514D  
CSA C22.2 No. 42.1-13

### Certifications:


E121488 LR57925

| Model Number       | UPC (0-31857) | Color  | Product Dimensions (inches) |      |   | Retail Pack Quantity | Master Case Quantity |
|--------------------|---------------|--------|-----------------------------|------|---|----------------------|----------------------|
|                    |               |        | A                           | B    | C |                      |                      |
| <b>Shrink Pack</b> |               |        |                             |      |   |                      |                      |
| 14217              | 142179        | Gray   | 4.57                        | 2.83 | - | 1                    | 12                   |
| 14217BR            | 342173        | Bronze | 4.57                        | 2.83 | - | 1                    | 7                    |
| 14217WH            | 642174        | White  | 4.57                        | 2.83 | - | 1                    | 7                    |

**WARNING:**  
Cancer and Reproductive Harm  
[www.P65Warnings.ca.gov](http://www.P65Warnings.ca.gov)

**Non-Metallic options found on page 126**

## Two-Gang GFCI Receptacle Cover



### Use:

GFCI receptacle covers are used to provide weatherproof protection for two outdoor GFCI receptacles.

- Suitable for wet locations when the covers are closed

### Material:

- Metal Die-Cast

### Includes:

Gasket and hardware

### Standards:


UL 514D  
CSA C22.2 No. 42.1-13

### Certifications:

UL E121488 SF LR57925

| Model Number       | UPC (0-31857) | Color | Product Dimensions (inches) |      |   | Retail Pack Quantity | Master Case Quantity |
|--------------------|---------------|-------|-----------------------------|------|---|----------------------|----------------------|
|                    |               |       | A                           | B    | C |                      |                      |
| <b>Shrink Pack</b> |               |       |                             |      |   |                      |                      |
| 14348              | 143480        | Gray  | 4.54                        | 4.54 | - | 1                    | 8                    |

## Two-Gang Duplex Receptacle Cover



### Use:

Duplex receptacle covers are used to provide weatherproof protection for two outdoor duplex receptacles.

- Suitable for wet locations when the covers are closed

### Material:

- Metal Die-Cast

### Includes:

Gasket and hardware

### Standards:


UL 514D  
CSA C22.2 No. 42.1-13

### Certifications:

UL E121488 SF LR57925

| Model Number       | UPC (0-31857) | Color  | Product Dimensions (inches) |      |   | Retail Pack Quantity | Master Case Quantity |
|--------------------|---------------|--------|-----------------------------|------|---|----------------------|----------------------|
|                    |               |        | A                           | B    | C |                      |                      |
| <b>Shrink Pack</b> |               |        |                             |      |   |                      |                      |
| 14345              | 143459        | Gray   | 4.54                        | 4.54 | - | 1                    | 8                    |
| 14345BR            | 343453        | Bronze | 4.54                        | 4.54 | - | 1                    | 8                    |
| 14345WH            | 643454        | White  | 4.54                        | 4.54 | - | 1                    | 8                    |

## Two-Gang Duplex and GFCI Receptacle Cover



### Use:

Duplex and GFCI receptacle combination covers are used to provide weatherproof protection for one duplex and one GFCI outdoor receptacle.

- Suitable for wet locations when the covers are closed

### Material:

- Metal Die-Cast

### Includes:

Gasket and hardware

### Standards:

UL 514D


CSA C22.2 No. 42.1-13

### Certifications:

 E121488  LR57925

| Model Number       | UPC (0-31857) | Color  | Product Dimensions (inches) |      |   | Retail Pack Quantity | Master Case Quantity |
|--------------------|---------------|--------|-----------------------------|------|---|----------------------|----------------------|
|                    |               |        | A                           | B    | C |                      |                      |
| <b>Shrink Pack</b> |               |        |                             |      |   |                      |                      |
| 14347              | 143473        | Gray   | 4.54                        | 4.54 | - | 1                    | 8                    |
| 14347BR            | 343477        | Bronze | 4.54                        | 4.54 | - | 1                    | 8                    |
| 14347WH            | 643478        | White  | 4.54                        | 4.54 | - | 1                    | 8                    |

## Two-Gang Duplex and Single Receptacle Cover



### Use:

Duplex and single receptacle combination covers are used to provide weatherproof protection for one duplex and one round 1.406" single outdoor receptacle.

- Suitable for wet locations when the covers are closed

### Material:

- Metal Die-Cast

### Includes:

Gasket and hardware

### Standards:

UL 514D


CSA C22.2 No. 42.1-13

### Certifications:

 E121488  LR57925

| Model Number       | UPC (0-31857) | Color | Product Dimensions (inches) |      |   | Retail Pack Quantity | Master Case Quantity |
|--------------------|---------------|-------|-----------------------------|------|---|----------------------|----------------------|
|                    |               |       | A                           | B    | C |                      |                      |
| <b>Shrink Pack</b> |               |       |                             |      |   |                      |                      |
| 14346              | 143466        | Gray  | 4.54                        | 4.54 | - | 1                    | 8                    |

## Two-Gang Single Receptacle Cover



### Use:

Single receptacle covers are used to provide weatherproof protection for two outdoor single round receptacles.

- Suitable for wet locations when the covers are closed
- For two 1.406" diameter outlets

### Material:

- Metal Die-Cast

### Includes:

Gasket and hardware

### Standards:


UL 514D  
CSA C22.2 No. 42.1-13

### Certifications:

UL E121488 SP LR57925

| Model Number       | UPC (0-31857) | Color | Product Dimensions (inches) |      |   | Retail Pack Quantity | Master Case Quantity |
|--------------------|---------------|-------|-----------------------------|------|---|----------------------|----------------------|
|                    |               |       | A                           | B    | C |                      |                      |
| <b>Shrink Pack</b> |               |       |                             |      |   |                      |                      |
| 14324              | 143244        | Gray  | 4.54                        | 4.54 | - | 1                    | 8                    |

## Two-Gang 20/50 Amp Receptacle Cover



### Use:

Round receptacle covers are used to provide weatherproof protection for a single 20/50 Amp outdoor receptacle.

- Suitable for wet locations when the cover is closed
- For one 2.125" diameter outlet

### Material:

- Metal Die-Cast

### Includes:

Gasket and hardware

### Standards:

UL 514D  
CSA C22.2 No. 42.1-13


### Certifications:

UL E121488 SP LR57925

| Model Number       | UPC (0-31857) | Color | Product Dimensions (inches) |      |   | Retail Pack Quantity | Master Case Quantity |
|--------------------|---------------|-------|-----------------------------|------|---|----------------------|----------------------|
|                    |               |       | A                           | B    | C |                      |                      |
| <b>Shrink Pack</b> |               |       |                             |      |   |                      |                      |
| 14321              | 143213        | Gray  | 4.54                        | 4.54 | - | 1                    | 8                    |



## Two-Gang Switch Cover



**Use:**

Switch covers are used to provide weatherproof protection for two outdoor switches.

- Suitable for wet locations when the covers are closed

**Material:**

- Metal Die-Cast

**Includes:**

Gasket and hardware

**Standards:**


UL 514D  
CSA C22.2 No. 42.1-13

**Certifications:**

E121488 LR57925

| Model Number       | UPC (0-31857) | Color | Product Dimensions (inches) |      |   | Retail Pack Quantity | Master Case Quantity |
|--------------------|---------------|-------|-----------------------------|------|---|----------------------|----------------------|
|                    |               |       | A                           | B    | C |                      |                      |
| <b>Shrink Pack</b> |               |       |                             |      |   |                      |                      |
| 14349              | 143497        | Gray  | 4.54                        | 4.54 | - | 1                    | 8                    |

## Two-Gang GFCI Receptacle and Toggle Switch Cover



**Use:**

GFCI and toggle switch combination covers are used to provide weatherproof protection for one GFCI outdoor receptacle and one outdoor switch.

- Suitable for wet locations when the cover is closed

**Material:**

- Metal Die-Cast

**Includes:**

Gasket and hardware

**Standards:**

UL 514D  
CSA C22.2 No. 42.1-13


**Certifications:**

E121488 LR57925

| Model Number       | UPC (0-31857) | Color | Product Dimensions (inches) |      |   | Retail Pack Quantity | Master Case Quantity |
|--------------------|---------------|-------|-----------------------------|------|---|----------------------|----------------------|
|                    |               |       | A                           | B    | C |                      |                      |
| <b>Shrink Pack</b> |               |       |                             |      |   |                      |                      |
| 14344              | 143442        | Gray  | 4.84                        | 4.84 | - | 1                    | 8                    |

**Non-Metallic options found on page 127**

## One-Gang Vertical Multi-Use Receptacle Cover



**Use:**

One-gang multi-use receptacle covers are used to provide weatherproof protection for an outdoor receptacle.

- 3 configurations
- Adaptable for GFCI, duplex and 1.41" round receptacles
- Suitable for wet locations when the cover is closed
- For vertical installation

**Material:**

- Metal Die-Cast

**Includes:**

Adaptor plates, gasket and hardware

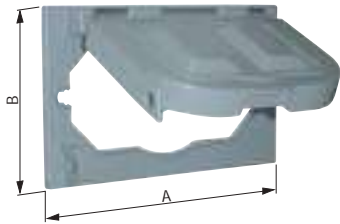
**Standards:**

UL 514D  
CSA C22.2 No. 42.1-13

**Certifications:**

E121488

## One-Gang Horizontal Multi-Use Receptacle Cover



**Use:**

One-gang multi-use receptacle covers are used to provide weatherproof protection for an outdoor receptacle.

- 3 configurations
- Adaptable for GFCI, duplex and 1.41" round receptacles
- Suitable for wet locations when the cover is closed
- For horizontal installation

**Material:**

- Metal Die-Cast

**Includes:**

Adaptor plates, gasket and hardware

**Standards:**

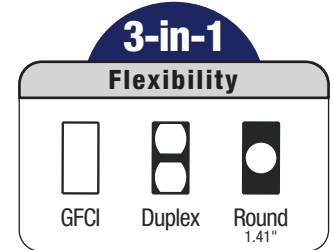
UL 514D  
CSA C22.2 No. 42.1-13

**Certifications:**

E121488

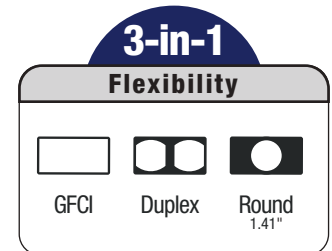
| Model Number       | UPC (0-31857) | Color  | Product Dimensions (inches) |      |   | Retail Pack Quantity | Master Case Quantity |
|--------------------|---------------|--------|-----------------------------|------|---|----------------------|----------------------|
|                    |               |        | A                           | B    | C |                      |                      |
| <b>Shrink Pack</b> |               |        |                             |      |   |                      |                      |
| 14146              | 141462        | Gray   | 4.63                        | 2.83 | - | 1                    | 12                   |
| 14146BR            | 341466        | Bronze | 4.63                        | 2.83 | - | 1                    | 12                   |
| 14146WH            | 641467        | White  | 4.63                        | 2.83 | - | 1                    | 12                   |

**WARNING:**  
Cancer and Reproductive Harm  
[www.P65Warnings.ca.gov](http://www.P65Warnings.ca.gov)




| Model Number       | UPC (0-31857) | Color  | Product Dimensions (inches) |      |   | Retail Pack Quantity | Master Case Quantity |
|--------------------|---------------|--------|-----------------------------|------|---|----------------------|----------------------|
|                    |               |        | A                           | B    | C |                      |                      |
| <b>Shrink Pack</b> |               |        |                             |      |   |                      |                      |
| 14145              | 141455        | Gray   | 4.63                        | 2.83 | - | 1                    | 12                   |
| 14145BR            | 341459        | Bronze | 4.63                        | 2.83 | - | 1                    | 12                   |
| 14145WH            | 641450        | White  | 4.63                        | 2.83 | - | 1                    | 12                   |

**WARNING:**  
Cancer and Reproductive Harm  
[www.P65Warnings.ca.gov](http://www.P65Warnings.ca.gov)



## One-Gang Universal Receptacle Cover



**Use:**

One-gang universal receptacle covers are used to provide weatherproof protection for an outdoor receptacle.

- 6 configurations
- Adaptable for GFCI, duplex and 1.41" round receptacles
- Suitable for wet locations when the cover is closed
- Lockable cover

**Material:**

- Metal Die-Cast

**Includes:**

Adaptor plates, gasket and hardware

**Standards:**

UL 514D  
CSA C22.2 No. 42.1-13

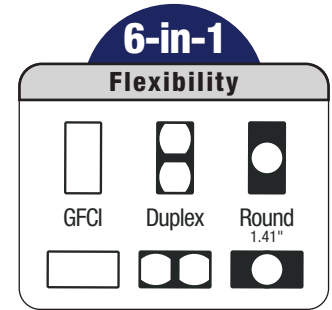
**Certifications:**

E121488

| Model Number       | UPC (0-31857) | Color  | Product Dimensions (inches) |      |   | Retail Pack Quantity | Master Case Quantity |
|--------------------|---------------|--------|-----------------------------|------|---|----------------------|----------------------|
|                    |               |        | A                           | B    | C |                      |                      |
| <b>Shrink Pack</b> |               |        |                             |      |   |                      |                      |
| 14147              | 141479        | Gray   | 4.57                        | 2.81 | - | 1                    | 12                   |
| 14147BR            | 341473        | Bronze | 4.57                        | 2.81 | - | 1                    | 12                   |
| 14147WH            | 641474        | White  | 4.57                        | 2.81 | - | 1                    | 12                   |

**WARNING:**  
Cancer and Reproductive Harm  
[www.P65Warnings.ca.gov](http://www.P65Warnings.ca.gov)

Mount vertically or horizontally with the corner hinge



Non-Metallic options found on page 129

## Two-Gang Multi-Use Receptacle Cover



**Use:**

Two-gang multi-use receptacle covers are used to provide weatherproof protection for two outdoor receptacles.

- 6 configurations
- Each side is adaptable for GFCI, duplex and 1.41" round receptacles
- Suitable for wet locations when the covers are closed
- Lockable covers

**Material:**

- Metal Die-Cast

**Includes:**

Adaptor plates, gasket and hardware

**Standards:**

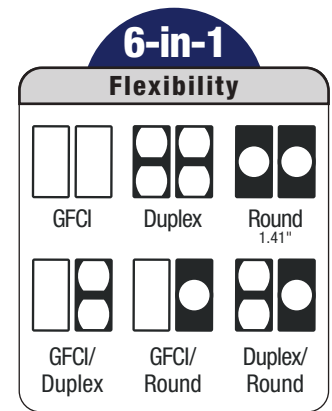
UL 514D  
CSA C22.2 No. 42.1-13

**Certifications:**

E121488

| Model Number       | UPC (0-31857) | Color | Product Dimensions (inches) |      |   | Retail Pack Quantity | Master Case Quantity |
|--------------------|---------------|-------|-----------------------------|------|---|----------------------|----------------------|
|                    |               |       | A                           | B    | C |                      |                      |
| <b>Shrink Pack</b> |               |       |                             |      |   |                      |                      |
| 14945              | 149451        | Gray  | 4.58                        | 4.65 | - | 1                    | 8                    |

**WARNING:**  
Cancer and Reproductive Harm  
[www.P65Warnings.ca.gov](http://www.P65Warnings.ca.gov)



Non-Metallic options found on page 129

MULTI-USE COVERS

## One-Gang While-In-Use Receptacle Cover



### Use:

One-gang in-use receptacle covers allow an outlet to be utilized while the cover is closed in wet, damp or dry locations.

- 16 configurations
- Adaptable for GFCI, duplex, round and switch devices
- 2-1/4" deep
- Lockable

### Material:

- Metal Die-Cast

### Includes:

Adaptor plates, pre-installed gasket and hardware

### Standards:

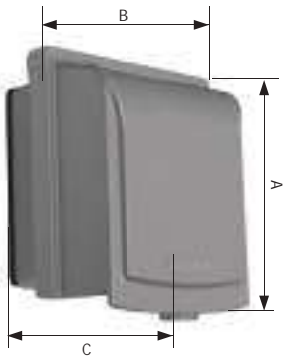
UL 514D

CSA C22.2 No. 42.1-13

### Certifications:

UL<sub>us</sub> E121488  174008

## Two-Gang While-In-Use Receptacle Cover



### Use:

Two-gang in-use receptacle covers allow two receptacles to be utilized while the cover is closed in wet, damp or dry locations.

- 55 configurations
- Adaptable for GFCI, duplex, round and switch devices
- 3-1/8" deep
- Lockable

### Material:

- Metal Die-Cast

### Includes:

Adaptor plates, pre-installed gasket and hardware

### Standards:

UL 514D

CSA C22.2 No. 42.1-13

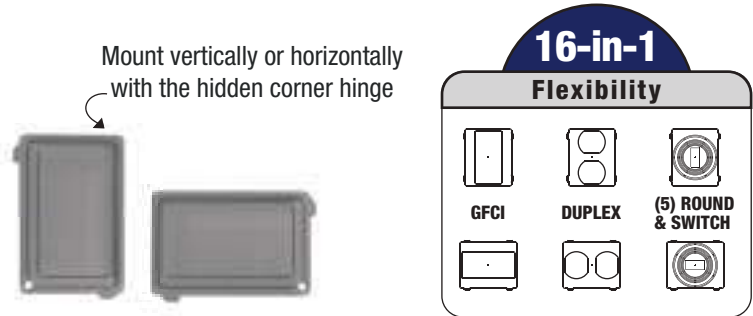
### Certifications:

UL<sub>us</sub> E121488  174008

| Model Number       | UPC (0-31857) | Color | Product Dimensions (inches) |      |      | Retail Pack Quantity | Master Case Quantity |
|--------------------|---------------|-------|-----------------------------|------|------|----------------------|----------------------|
|                    |               |       | A                           | B    | C    |                      |                      |
| <b>Shrink Pack</b> |               |       |                             |      |      |                      |                      |
| 14434              | 144340        | Gray  | 5.98                        | 4.02 | 2.64 | 1                    | 4                    |

**WARNING:**  
Cancer and Reproductive Harm  
[www.P65Warnings.ca.gov](http://www.P65Warnings.ca.gov)

Meets NEMA 3R and NEC's 2020 "Extra Duty" Requirement

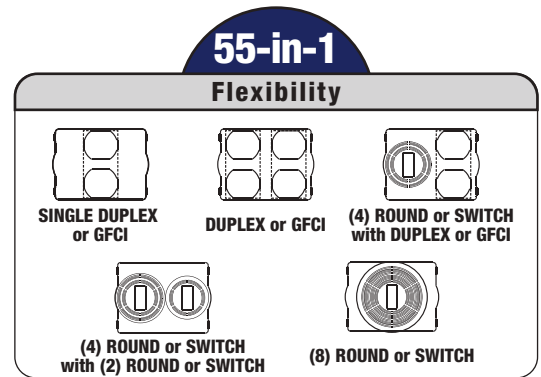


Non-Metallic options found on page 130

| Model Number       | UPC (0-31857) | Color | Product Dimensions (inches) |      |      | Retail Pack Quantity | Master Case Quantity |
|--------------------|---------------|-------|-----------------------------|------|------|----------------------|----------------------|
|                    |               |       | A                           | B    | C    |                      |                      |
| <b>Shrink Pack</b> |               |       |                             |      |      |                      |                      |
| 14433              | 144333        | Gray  | 6.02                        | 5.55 | 3.50 | 1                    | 2                    |


**WARNING:**  
Cancer and Reproductive Harm  
[www.P65Warnings.ca.gov](http://www.P65Warnings.ca.gov)

Meets NEMA 3R and NEC's 2020 "Extra Duty" Requirement



Non-Metallic options found on page 130

## One-Gang Horizontal Duplex Cover and Receptacle Kit



| Model Number       | UPC (0-31857) | Color  | Product Dimensions (inches) |      |   | Retail Pack Quantity | Master Case Quantity |
|--------------------|---------------|--------|-----------------------------|------|---|----------------------|----------------------|
|                    |               |        | A                           | B    | C |                      |                      |
| <b>Shrink Pack</b> |               |        |                             |      |   |                      |                      |
| 14227              | 142278        | Gray   | 4.58                        | 2.83 | - | 1                    | 10                   |
| 14227BR            | 342272        | Bronze | 4.58                        | 2.83 | - | 1                    | 10                   |
| 14227WH            | 642273        | White  | 4.58                        | 2.83 | - | 1                    | 10                   |

**⚠ WARNING:**  
Cancer and Reproductive Harm  
[www.P65Warnings.ca.gov](http://www.P65Warnings.ca.gov)

### Use:

Horizontal duplex cover and receptacle kits are used to provide weatherproof protection for the included outdoor duplex receptacle.

- Suitable for wet locations when the covers are closed
- For horizontal mounting
- 15-Amp tamper-resistant, weather-resistant duplex receptacle included

### Material:

- Metal Die-Cast


### Includes:

One-gang duplex cover, TRWR duplex receptacle, gasket and hardware

### Standards:

UL 514D  
CSA C22.2 No. 42.1-13

### Certifications:

 US E324138

# One-Gang Universal Duplex Receptacle Kit



| Model Number       | UPC (0-31857) | Color  | Product Dimensions (inches) |      |   | Retail Pack Quantity | Master Case Quantity |
|--------------------|---------------|--------|-----------------------------|------|---|----------------------|----------------------|
|                    |               |        | A                           | B    | C |                      |                      |
| <b>Shrink Pack</b> |               |        |                             |      |   |                      |                      |
| 16446              | 164461        | Gray   | 4.58                        | 2.83 | - | 1                    | 6                    |
| 16446BR            | 364465        | Bronze | 4.58                        | 2.83 | - | 1                    | 6                    |
| 16446WH            | 664466        | White  | 4.58                        | 2.83 | - | 1                    | 6                    |

**WARNING:**  
Cancer and Reproductive Harm  
[www.P65Warnings.ca.gov](http://www.P65Warnings.ca.gov)

RECEPTACLE KITS

**Use:**

One-gang universal duplex receptacle kits are used to provide weatherproof protection for the included outdoor duplex receptacle.

- Suitable for wet locations when the cover is closed
- For vertical or horizontal mounting with the universal cover's corner hinge
- 15-Amp tamper-resistant, weather-resistant duplex receptacle included

**Material:**

- Metal Die-Cast


**Includes:**

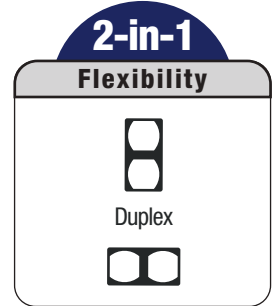
One-gang metal box with three 1/2" holes, one-gang universal cover, TRWR duplex receptacle, closure plugs, gasket and hardware

**Standards:**

UL 514D  
CSA C22.2 No. 42.1-13  
NEMA 3R

**Certifications:**

 E324138



Mount vertically or horizontally with the corner hinge



# One-Gang Universal GFCI Receptacle Kit



**Use:**

One-gang universal GFCI receptacle kits are used to provide weatherproof protection for the included outdoor GFCI receptacle.

- Suitable for wet locations when the cover is closed
- For vertical or horizontal mounting with the universal cover's corner hinge
- 15-Amp tamper-resistant, weather-resistant GFCI receptacle included

**Material:**

- Metal Die-Cast


**Includes:**

One-gang metal box with three 1/2" holes, one-gang universal cover, TRWR GFCI receptacle, closure plugs, gasket and hardware

**Standards:**

UL 514D  
CSA C22.2 No. 42.1-13  
NEMA 3R

**Certifications:**

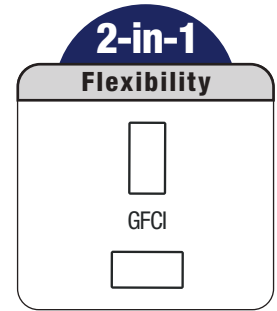
 US E324138

| Model Number       | UPC (0-31857) | Color             | Product Dimensions (inches) |      |   | Retail Pack Quantity | Master Case Quantity |
|--------------------|---------------|-------------------|-----------------------------|------|---|----------------------|----------------------|
|                    |               |                   | A                           | B    | C |                      |                      |
| <b>Shrink Pack</b> |               |                   |                             |      |   |                      |                      |
| 16449              | 164492        | Gray              | 4.57                        | 2.83 | - | 1                    | 6                    |
| 16449BR            | 364496        | Bronze            | 4.57                        | 2.83 | - | 1                    | 6                    |
| 16449WH            | 664497        | White             | 4.57                        | 2.83 | - | 1                    | 6                    |
| 16449ORB           | 374495        | Oil Rubbed Bronze | 4.57                        | 2.83 | - | 1                    | 6                    |

**WARNING:**  
Cancer and Reproductive Harm  
[www.P65Warnings.ca.gov](http://www.P65Warnings.ca.gov)



Mount vertically or horizontally with the corner hinge



RECEPTACLE KITS

# One-Gang While-In-Use GFCI Receptacle Kit



| Model Number       | UPC (0-31857) | Color | Product Dimensions (inches) |      |   | Retail Pack Quantity | Master Case Quantity |
|--------------------|---------------|-------|-----------------------------|------|---|----------------------|----------------------|
|                    |               |       | A                           | B    | C |                      |                      |
| <b>Display Box</b> |               |       |                             |      |   |                      |                      |
| 16802              | 168025        | Gray  | 4.54                        | 3.66 | - | 1                    | 4                    |

Meets NEMA 3R and NEC's 2020 "Extra Duty" Requirement

**WARNING:**  
Cancer and Reproductive Harm  
[www.P65Warnings.ca.gov](http://www.P65Warnings.ca.gov)

RECEPTACLE KITS

**Use:**

One-gang in-use receptacle kits allow an outlet to be utilized while the cover is closed in wet, damp or dry locations.

- For vertical or horizontal mounting with the corner hinge
- 15-Amp tamper-resistant, weather-resistant GFCI receptacle included
- 3-1/8" deep
- Lockable

**Material:**

- Metal Die-Cast

**Includes:**

One-gang metal box with three 1/2" holes, one-gang while-in-use cover, TRWR GFCI receptacle, closure plugs, pre-installed gasket and hardware

**Standards:**

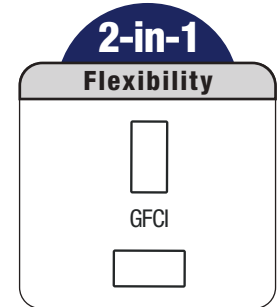
UL 514D  
CSA C22.2 No. 42.1-13

**Certifications:**

US E324138 174008




Mount vertically or horizontally with the corner hinge



Non-Metallic options found on page 133



## One-Gang Toggle Switch Kit



| Model Number       | UPC (0-31857) | Color | Switch Type | Product Dimensions (inches) |      |   | Retail Pack Quantity | Master Case Quantity |
|--------------------|---------------|-------|-------------|-----------------------------|------|---|----------------------|----------------------|
|                    |               |       |             | A                           | B    | C |                      |                      |
| <b>Shrink Pack</b> |               |       |             |                             |      |   |                      |                      |
| 14216              | 142162        | Gray  | SP 15A      | 4.57                        | 2.83 | - | 1                    | 10                   |
| 14218              | 142186        | Gray  | 3-WAY 15A   | 4.57                        | 2.83 | - | 1                    | 10                   |

**WARNING:**  
Cancer and Reproductive Harm  
[www.P65Warnings.ca.gov](http://www.P65Warnings.ca.gov)

### Use:

Toggle switch kits are used to provide weatherproof protection for the included outdoor switch mounted in a one-gang weatherproof box.

- 15-Amp/120 Volt toggle switch included

### Material:

- Metal Die-Cast

### Includes:


One-gang toggle switch cover, toggle switch, gasket and hardware

### Standards:

UL 514D

CSA C22.2 No. 42.1-13

### Certifications:

 US E324138

## Two-Gang Toggle Switch Kit



| Model Number       | UPC (0-31857) | Color | Switch Type | Product Dimensions (inches) |      |   | Retail Pack Quantity | Master Case Quantity |
|--------------------|---------------|-------|-------------|-----------------------------|------|---|----------------------|----------------------|
|                    |               |       |             | A                           | B    | C |                      |                      |
| <b>Shrink Pack</b> |               |       |             |                             |      |   |                      |                      |
| 14219              | 142193        | Gray  | SP 15A      | 4.84                        | 4.84 | - | 1                    | 10                   |

### Use:

Two-gang toggle switch covers are used to provide weatherproof protection to two outdoor switches mounted in a two-gang weatherproof box.

- 15-Amp/120 Volt single pole toggle switches included

### Material:

- Metal Die-Cast

### Includes:


Two-gang toggle switch cover, (2) toggle switches, gasket and hardware

### Standards:

UL 514D

CSA C22.2 No. 42.1-13

### Certifications:

 US E324138

## Lampholder



### Use:

Lampholders are used in conjunction with weatherproof boxes and covers for outdoor lighting applications.

- Fits 1/2" knockouts
- Adjustable

### Material:

- Metal Die-Cast

### Includes:

Lampholder and gasket

### Bulb Type:

150-Watt (max.) PAR38 bulb required (not included)

### Standards:

UL 1598  
CSA C22.2 No. 250.0-08

### Certifications:

 E195204  LR57925

| Model Number       | UPC (0-31857) | Color  | Product Dimensions (inches) |      |   | Retail Pack Quantity | Master Case Quantity |
|--------------------|---------------|--------|-----------------------------|------|---|----------------------|----------------------|
|                    |               |        | A                           | B    | C |                      |                      |
| <b>Shrink Pack</b> |               |        |                             |      |   |                      |                      |
| 14330              | 143305        | Gray   | 2.09                        | 3.57 | - | 1                    | 20                   |
| 14330BR            | 343309        | Bronze | 2.09                        | 3.57 | - | 1                    | 20                   |
| 14330WH            | 643300        | White  | 2.09                        | 3.57 | - | 1                    | 20                   |

 **WARNING:**  
Cancer and Reproductive Harm  
[www.P65Warnings.ca.gov](http://www.P65Warnings.ca.gov)



PAR38 type bulbs  
75-150 max. watt  
**(not included)**

**Non-Metallic options found on page 134**

## Spike-A-Lite® Lampholder



### Use:

Spike-A-Lite® lampholders are used for outdoor lighting applications. Preassembled with a ground stake for direct ground installation.

- Plug-in floodlight
- 9" cord
- Adjustable

### Material:

- Metal Die-Cast

### Includes:

Lampholder with preassembled ground stake and gasket, 9 in. cord with grounded outlet plug


### Bulb Type:

150-Watt (max.) PAR38 bulb required (not included)

### Standards:

UL 153  
CSA C22.2 No. 12-1982

### Certifications:

 US E237292

| Model Number     | UPC (0-31857) | Color  | Cord Length | Product Dimensions (inches) |      |   | Retail Pack Quantity | Master Case Quantity |
|------------------|---------------|--------|-------------|-----------------------------|------|---|----------------------|----------------------|
|                  |               |        |             | A                           | B    | C |                      |                      |
| <b>Clamshell</b> |               |        |             |                             |      |   |                      |                      |
| 14792GN          | 947927        | Bronze | 9"          | 2.09                        | 3.57 | - | 1                    | 6                    |

**WARNING:**  
Cancer and Reproductive Harm  
[www.P65Warnings.ca.gov](http://www.P65Warnings.ca.gov).



PAR38 type bulb  
75-150 max. watt  
**(not included)**

**LED option found on page 120**

## Round Cover and Lampholder Kit



**Use:**

Round cover and lampholder kits are used in conjunction with a 4" round weatherproof box in outdoor security or aesthetic lighting applications.

- Adjustable lampholder

**Material:**

- Metal Die-Cast

**Includes:**

One 1/2" hole round cover, (1) lampholder, gaskets and hardware

**Bulb Type:**

150-Watt (max.) PAR38 bulb required (not included)

**Standards:**

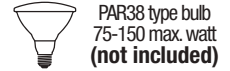
UL 1598  
CSA C22.2 No. 250.0-08

**Certifications:**

 E195204

| Model Number       | UPC (0-31857) | Color  | Product Dimensions (inches) |   |   | Retail Pack Quantity | Master Case Quantity |
|--------------------|---------------|--------|-----------------------------|---|---|----------------------|----------------------|
|                    |               |        | A                           | B | C |                      |                      |
| <b>Shrink Pack</b> |               |        |                             |   |   |                      |                      |
| 14780              | 147808        | Gray   | -                           | - | - | 1                    | 12                   |
| 14780BR            | 347802        | Bronze | -                           | - | - | 1                    | 12                   |
| 14780WH            | 647803        | White  | -                           | - | - | 1                    | 12                   |

**WARNING:**  
Cancer and Reproductive Harm  
[www.P65Warnings.ca.gov](http://www.P65Warnings.ca.gov)



## Round Cover and Two Lampholders Kit



**Use:**

Round cover and lampholder kits are used in conjunction with a 4" round weatherproof box in outdoor security or aesthetic lighting applications.

- Adjustable lampholders

**Material:**

- Metal Die-Cast

**Includes:**

Three 1/2" hole round cover, (2) lampholders, closure plug, gaskets and hardware

**Bulb Type:**

150-Watt (max.) PAR38 bulb required for each lamp (not included)

**Standards:**

UL 1598  
CSA C22.2 No. 250.0-08

**Certifications:**

 E195204

| Model Number       | UPC (0-31857) | Color  | Product Dimensions (inches) |   |   | Retail Pack Quantity | Master Case Quantity |
|--------------------|---------------|--------|-----------------------------|---|---|----------------------|----------------------|
|                    |               |        | A                           | B | C |                      |                      |
| <b>Shrink Pack</b> |               |        |                             |   |   |                      |                      |
| 14782              | 147822        | Gray   | -                           | - | - | 1                    | 10                   |
| 14782BR            | 347826        | Bronze | -                           | - | - | 1                    | 10                   |
| 14782WH            | 647827        | White  | -                           | - | - | 1                    | 10                   |

**WARNING:**  
Cancer and Reproductive Harm  
[www.P65Warnings.ca.gov](http://www.P65Warnings.ca.gov)



## Metal Light Kit



**Use:**

Metal light kits are for outdoor security or aesthetic lighting applications.

- Adjustable lampholders

**Material:**

- Metal Die-Cast

**Includes:**

Round box with five 1/2" holes, round cover with three 1/2" holes, (2) lampholders, closure plugs, gaskets and hardware

**Bulb Type:**

150-Watt (max.) PAR38 bulb required for each lamp (not included)

**Standards:**

UL 1598

CSA C22.2 No. 250.0-08

**Certifications:**

 E195204

| Model Number       | UPC (0-31857) | Color  | Product Dimensions (inches) |   |   | Retail Pack Quantity | Master Case Quantity |
|--------------------|---------------|--------|-----------------------------|---|---|----------------------|----------------------|
|                    |               |        | A                           | B | C |                      |                      |
| <b>Display Box</b> |               |        |                             |   |   |                      |                      |
| 16795              | 167950        | Gray   | -                           | - | - | 1                    | 3                    |
| 16797              | 367978        | Bronze | -                           | - | - | 1                    | 3                    |
| 16795WH            | 667955        | White  | -                           | - | - | 1                    | 3                    |

**WARNING:**  
Cancer and Reproductive Harm  
[www.P65Warnings.ca.gov](http://www.P65Warnings.ca.gov)

 **X2** PAR38 type bulbs  
75-150 max. watt  
**(not included)**

## LED Light



### Use:

LED lights are used in conjunction with weatherproof boxes and covers for outdoor lighting applications.

- Fits 1/2" knockouts
- Tool-free adjustable lamp head
- Long-lasting LED

### Material:

- Metal Die-Cast

### Includes:

Lamp head, bulb and lens

### Bulb Type:

10-Watt LED (included)

### Standards:

UL 1598  
CSA C22.2 No. 250.0-08

### Certifications:

US E470512

## LED Light



### Use:

LED lights are used in conjunction with weatherproof boxes and covers for outdoor lighting applications.

- Fits 1/2" knockouts
- Tool-free adjustable lamp head
- Long-lasting LED

### Material:

- Metal Die-Cast

### Includes:

Lamp head, bulb and lens

### Bulb Type:

12-Watt LED (included)

### Standards:

UL 1598  
CSA C22.2 No. 250.0-08

### Certifications:

US E470512

| Model Number       | UPC (0-31857) | Color  | Product Dimensions (inches) |      |   | Retail Pack Quantity | Master Case Quantity |
|--------------------|---------------|--------|-----------------------------|------|---|----------------------|----------------------|
|                    |               |        | A                           | B    | C |                      |                      |
| <b>Display Box</b> |               |        |                             |      |   |                      |                      |
| 14337              | 143374        | Gray   | 3.34                        | 2.74 | - | 1                    | 4                    |
| 14337BR            | 343378        | Bronze | 3.34                        | 2.74 | - | 1                    | 4                    |
| 14337WH            | 643379        | White  | 3.34                        | 2.74 | - | 1                    | 4                    |

# LED

**10 Watts**  
**800 Lumens**

Brightness Equivalent to

60W  
Incandescent

20W  
CFL

### Lighting Facts

|   |                      |
|---|----------------------|
| LED Light   |                      |
| <b>Brightness</b>   | <b>800 Lumens</b>    |
| <b>Energy Used</b>  | <b>10 Watts</b>      |
| <b>Brightness Equivalent</b>  |                      |
| Incandescent  | 60 Watts             |
| CFL   | 20 Watts             |
| <b>Lumens per Watt</b>  | <b>80 Lumens</b>     |
| <b>Voltage</b>  | <b>120/277 Volts</b> |
| <b>Annual Units*</b>  | <b>18.25 KWH</b>     |
| <b>Estimated Annual Energy Cost*</b>                                    | <b>\$2.00</b>        |
| <b>Light Appearance</b>   | <b>5000 K</b>        |
|   |                      |
| <small>*Assuming daily usage of 5 hours under normal conditions</small> |                      |

### Coverage Area of one bulb



**WARNING:**  
Cancer and Reproductive Harm  
[www.P65Warnings.ca.gov](http://www.P65Warnings.ca.gov)

| Model Number       | UPC (0-31857) | Color  | Product Dimensions (inches) |      |   | Retail Pack Quantity | Master Case Quantity |
|--------------------|---------------|--------|-----------------------------|------|---|----------------------|----------------------|
|                    |               |        | A                           | B    | C |                      |                      |
| <b>Display Box</b> |               |        |                             |      |   |                      |                      |
| 14338              | 143371        | Gray   | 3.36                        | 2.87 | - | 1                    | 4                    |
| 14338BR            | 343375        | Bronze | 3.36                        | 2.87 | - | 1                    | 4                    |
| 14338WH            | 643376        | White  | 3.36                        | 2.87 | - | 1                    | 4                    |

# LED

**12 Watts**  
**1000 Lumens**

Brightness Equivalent to

60W  
Incandescent

20W  
CFL

### Lighting Facts

|   |                      |
|---|----------------------|
| LED Light   |                      |
| <b>Brightness</b>   | <b>1000 Lumens</b>   |
| <b>Energy Used</b>  | <b>12 Watts</b>      |
| <b>Brightness Equivalent</b>  |                      |
| Incandescent  | 60 Watts             |
| CFL   | 20 Watts             |
| <b>Lumens per Watt</b>  | <b>83 Lumens</b>     |
| <b>Voltage</b>  | <b>120/277 Volts</b> |
| <b>Annual Units*</b>  | <b>21.90 KWH</b>     |
| <b>Estimated Annual Energy Cost*</b>                                    | <b>\$2.40</b>        |
| <b>Light Appearance</b>   | <b>3000 K</b>        |
|   |                      |
| <small>*Assuming daily usage of 5 hours under normal conditions</small> |                      |

### Coverage Area of one bulb



**WARNING:**  
Cancer and Reproductive Harm  
[www.P65Warnings.ca.gov](http://www.P65Warnings.ca.gov)

# LED Light Kit



**Use:**

LED light kits are for outdoor security or aesthetic lighting applications.

- Tool-free adjustable lamp heads
- Long-lasting LED

**Material:**

- Metal Die-Cast

**Includes:**

Round box with five 1/2" holes, round cover, (2) LED lights, closure plugs, gasket and hardware

**Bulb Type:**

24-Watt LED bulbs (included)

**Standards:**

UL 1598

CSA C22.2 No. 250.0-08

**Certifications:**

us E470512

| Model Number       | UPC (0-31857) | Color  | Product Dimensions (inches) |   |   | Retail Pack Quantity | Master Case Quantity |
|--------------------|---------------|--------|-----------------------------|---|---|----------------------|----------------------|
|                    |               |        | A                           | B | C |                      |                      |
| <b>Display Box</b> |               |        |                             |   |   |                      |                      |
| 16754              | 167547        | Gray   | -                           | - | - | 1                    | 2                    |
| 16754BR            | 367541        | Bronze | -                           | - | - | 1                    | 2                    |
| 16754WH            | 667542        | White  | -                           | - | - | 1                    | 2                    |

|            |                                 |                          |          |
|------------|---------------------------------|--------------------------|----------|
| <b>LED</b> | <b>24 Watts<br/>2000 Lumens</b> | Brightness Equivalent to |          |
|            |                                 | 120W  Incandescent       | 40W  CFL |

| <b>Lighting Facts</b>  |                      |
|--|----------------------|
| LED Light Kit - 2 Bulbs  |                      |
| <b>Brightness</b>  | <b>2000 Lumens</b>   |
| <b>Energy Used</b>   | <b>24 Watts</b>      |
| <b>Brightness Equivalent</b>                                       |                      |
| Incandescent   | <b>120 Watts</b>     |
| CFL  | <b>40 Watts</b>      |
| <b>Lumens per Watt</b>   | <b>83 Lumens</b>     |
| <b>Voltage</b>   | <b>120/277 Volts</b> |
| <b>Annual Units*</b>   | <b>43.8 KWH</b>      |
| <b>Annual Energy Cost*</b>   | <b>\$4.80</b>        |
| <b>Light Appearance</b>  | <b>3000 K</b>        |
|  |                      |
| Warm White    Bright White    Natural Daylight    Cool White       |                      |
| *Estimated assuming daily usage of 5 hours under normal conditions |                      |



**WARNING:**  
Cancer and Reproductive Harm  
[www.P65Warnings.ca.gov](http://www.P65Warnings.ca.gov)

**LED LIGHTING**

## LED Spike Light



### Use:

LED spike lights are used for outdoor lighting applications. Preassembled with a ground stake for direct ground installation.

- Plug-in floodlight
- 4 ft. cord
- Tool-free adjustable lamp head
- Long-lasting LED

### Material:

- Metal Die-Cast

### Includes:

Light with preassembled ground stake, 4 ft. cord with grounded outlet plug

### Bulb Type:

7-Watt (included)

### Standards:


UL 153  
CSA C22.2 No. 250.4

### Certifications:

 E514227

| Model Number       | UPC (0-31857) | Color  | Product Dimensions (inches) |      |      | Retail Pack Quantity | Master Case Quantity |
|--------------------|---------------|--------|-----------------------------|------|------|----------------------|----------------------|
|                    |               |        | A                           | B    | C    |                      |                      |
| <b>Display Box</b> |               |        |                             |      |      |                      |                      |
| 14809BR            | 348090        | Bronze | 2.52                        | 4.23 | 6.55 | 1                    | 6                    |

|            |                               |                          |        |
|------------|-------------------------------|--------------------------|--------|
| <b>LED</b> | <b>7 Watts<br/>550 Lumens</b> | Brightness Equivalent to |        |
|            |                               | 40W Incandescent         | 9W CFL |

| Lighting Facts  |                     |
|---|---------------------|
| LED Light   |                     |
| <b>Brightness</b>   | <b>550 Lumens</b>   |
| <b>Energy Used</b>  | <b>7 Watts</b>      |
| <b>Brightness Equivalent</b>  |                     |
| Incandescent  | <b>40 Watts</b>     |
| CFL   | <b>9 Watts</b>      |
| <b>Lumens per Watt</b>  | <b>78.57 Lumens</b> |
| <b>Voltage</b>  | <b>120 Volts</b>    |
| <b>Annual Units*</b>  | <b>12.77 KWH</b>    |
| <b>Estimated Annual Energy Cost*</b>  | <b>\$1.50</b>       |
| <b>Light Appearance</b>   | <b>3000 K</b>       |
|  |                     |
| Warm White    Bright White    Natural Daylight    Cool White                        |                     |
| *Assuming daily usage of 5 hours under normal conditions                            |                     |



**WARNING:**  
Cancer and Reproductive Harm  
[www.P65Warnings.ca.gov](http://www.P65Warnings.ca.gov)



## One-Gang Outlet Box



**Use:**

One-gang outlet boxes are used as a weatherproof junction box or housing for a single electrical device in wet, damp or dry locations.

- 3/4" to 1/2" reducers included
- UL Marine Listed

**Material:**

- Non-Metallic

**Includes:**

Reducing bushings and closure plugs

**Standards:**

UL 514C

**Certifications:**




| Model Number       | UPC (0-31857) | Color | Knockouts       | Volume Cu. In. | Product Dimensions (inches) |      |      | Retail Pack Quantity | Master Case Quantity |
|--------------------|---------------|-------|-----------------|----------------|-----------------------------|------|------|----------------------|----------------------|
|                    |               |       |                 |                | A                           | B    | C    |                      |                      |
| <b>Shrink Pack</b> |               |       |                 |                |                             |      |      |                      |                      |
| 14110              | 141103        | Gray  | (3)1/2" or 3/4" | 16.3           | 4.57                        | 2.80 | 1.97 | 1                    | 16                   |
| 14110WH            | 641108        | White | (3)1/2" or 3/4" | 16.3           | 4.57                        | 2.80 | 1.97 | 1                    | 16                   |



3/4" to 1/2"  
Reducers Included

**WARNING:**  
Cancer and Reproductive Harm  
[www.P65Warnings.ca.gov](http://www.P65Warnings.ca.gov)

## Two-Gang Outlet Box



**Use:**

Two-gang outlet boxes are used as a weatherproof junction box or as a housing for up to two electrical devices in wet, damp or dry locations.

- (3) 1/2" holes and (4) 3/4" holes
- UL Marine Listed

**Material:**

- Non-Metallic

**Includes:**

Closure plugs

**Standards:**

UL 514C

**Certifications:**



| Model Number       | UPC (0-31857) | Color | Knockouts       | Volume Cu. In. | Product Dimensions (inches) |      |      | Retail Pack Quantity | Master Case Quantity |
|--------------------|---------------|-------|-----------------|----------------|-----------------------------|------|------|----------------------|----------------------|
|                    |               |       |                 |                | A                           | B    | C    |                      |                      |
| <b>Shrink Pack</b> |               |       |                 |                |                             |      |      |                      |                      |
| 14120              | 141202        | Gray  | (3)1/2"&(4)3/4" | 28.3           | 4.63                        | 4.63 | 1.97 | 1                    | 9                    |
| 14120WH            | 641207        | White | (3)1/2"&(4)3/4" | 28.3           | 4.63                        | 4.63 | 1.97 | 1                    | 9                    |

**WARNING:**  
Cancer and Reproductive Harm  
[www.P65Warnings.ca.gov](http://www.P65Warnings.ca.gov)

NON-METALLIC BOXES

# Round Outlet Box



| Model Number       | UPC (0-31857) | Color | Knockouts     | Volume Cu. In. | Product Dimensions (inches) |      |      | Retail Pack Quantity | Master Case Quantity |
|--------------------|---------------|-------|---------------|----------------|-----------------------------|------|------|----------------------|----------------------|
|                    |               |       |               |                | A                           | B    | C    |                      |                      |
| <b>Shrink Pack</b> |               |       |               |                |                             |      |      |                      |                      |
| 14130              | 141301        | Gray  | 5/12" or 3/4" | 13.8           | 5.55                        | 4.27 | 1.50 | 1                    | 13                   |
| 14130WH            | 641306        | White | 5/12" or 3/4" | 13.8           | 5.55                        | 4.27 | 1.50 | 1                    | 13                   |



3/4" to 1/2" Reducers Included

**WARNING:**  
Cancer and Reproductive Harm  
[www.P65Warnings.ca.gov](http://www.P65Warnings.ca.gov)

**Use:**  
Round outlet boxes are used as a weatherproof junction box or mounting location for lampholders in wet, damp or dry locations.

- 3/4" to 1/2" reducers included
- UL Marine Listed

**Material:**  
• Non-Metallic


**Includes:**  
Reducing bushings and closure plugs

**Standards:**  
UL 514C

**Certifications:**  
 E332841

NON-METALLIC BOXES

## One-Gang Blank Cover



**Use:**

One-gang blank covers are used with one-gang, rectangular weatherproof boxes. Protects boxes not in use.

- UL Marine Listed

**Material:**

- Non-Metallic

**Includes:**

Gasket and hardware

**Standards:**

UL 514C


**Certifications:**



| Model Number       | UPC (0-31857) | Color | Product Dimensions (inches) |      |   | Retail Pack Quantity | Master Case Quantity |
|--------------------|---------------|-------|-----------------------------|------|---|----------------------|----------------------|
|                    |               |       | A                           | B    | C |                      |                      |
| <b>Shrink Pack</b> |               |       |                             |      |   |                      |                      |
| 14150              | 141509        | Gray  | 4.63                        | 2.87 | - | 1                    | 20                   |
| 14150WH            | 641504        | White | 4.63                        | 2.87 | - | 1                    | 20                   |

**WARNING:**  
Cancer and Reproductive Harm  
[www.P65Warnings.ca.gov](http://www.P65Warnings.ca.gov)

## Two-Gang Blank Cover



**Use:**

Two-gang blank covers are used with two-gang, square weatherproof boxes. Protects boxes not in use.

- UL Marine Listed

**Material:**

- Non-Metallic

**Includes:**

Gasket and hardware

**Standards:**

UL 514C

**Certifications:**



| Model Number       | UPC (0-31857) | Color | Product Dimensions (inches) |      |   | Retail Pack Quantity | Master Case Quantity |
|--------------------|---------------|-------|-----------------------------|------|---|----------------------|----------------------|
|                    |               |       | A                           | B    | C |                      |                      |
| <b>Shrink Pack</b> |               |       |                             |      |   |                      |                      |
| 14160              | 141608        | Gray  | 4.84                        | 4.84 | - | 1                    | 10                   |
| 14160WH            | 641603        | White | 4.84                        | 4.84 | - | 1                    | 10                   |

**WARNING:**  
Cancer and Reproductive Harm  
[www.P65Warnings.ca.gov](http://www.P65Warnings.ca.gov)

NON-METALLIC COVERS

## Round Blank Cover



| Model Number       | UPC (0-31857) | Color | Product Dimensions (inches) |   |   | Retail Pack Quantity | Master Case Quantity |
|--------------------|---------------|-------|-----------------------------|---|---|----------------------|----------------------|
|                    |               |       | A                           | B | C |                      |                      |
| <b>Shrink Pack</b> |               |       |                             |   |   |                      |                      |
| 14170              | 141707        | Gray  | 4.29                        | - | - | 1                    | 20                   |
| 14170WH            | 641702        | White | 4.29                        | - | - | 1                    | 20                   |

**WARNING:**  
Cancer and Reproductive Harm  
[www.P65Warnings.ca.gov](http://www.P65Warnings.ca.gov)

**Use:**

Round blank covers are used with 4" round weatherproof boxes. Protects boxes not in use.

- UL Marine Listed

**Material:**

- Non-Metallic

**Includes:**

Gasket and hardware

**Standards:**


UL 514C

**Certifications:**



NON-METALLIC COVERS

## One-Gang Cover With Three 1/2" Holes



**Use:**

Three hole cluster covers are used to provide a mounting location for up to three lampholders to a one-gang weatherproof box.

- With three 1/2" threaded knockouts

**Material:**

- Non-Metallic

**Includes:**

Closure plugs, gasket and hardware

**Standards:**

UL 1598  
CSA C22.2 No. 250.0-08


**Certifications:**

US E163827

| Model Number       | UPC (0-31857) | Color | Knockouts | Product Dimensions (inches) |      |      | Retail Pack Quantity | Master Case Quantity |
|--------------------|---------------|-------|-----------|-----------------------------|------|------|----------------------|----------------------|
|                    |               |       |           | A                           | B    | C    |                      |                      |
| <b>Shrink Pack</b> |               |       |           |                             |      |      |                      |                      |
| 14375              | 143756        | Gray  | (3) 1/2"  | 4.77                        | 3.01 | 1.22 | 1                    | 15                   |
| 14375WH            | 643751        | White | (3) 1/2"  | 4.77                        | 3.01 | 1.22 | 1                    | 15                   |

**WARNING:**  
Cancer and Reproductive Harm  
[www.P65Warnings.ca.gov](http://www.P65Warnings.ca.gov)

## Round Cover With Three 1/2" Holes



**Use:**

Three hole cluster covers are used to provide a mounting location for up to three lampholders to a 4" round weatherproof box.

- With three 1/2" threaded knockouts

**Material:**

- Non-Metallic

**Includes:**

Closure plugs, gasket and hardware

**Standards:**

UL 1598  
CSA C22.2 No. 250.0-08

**Certifications:**


US E163827

| Model Number       | UPC (0-31857) | Color | Knockouts | Product Dimensions (inches) |      |   | Retail Pack Quantity | Master Case Quantity |
|--------------------|---------------|-------|-----------|-----------------------------|------|---|----------------------|----------------------|
|                    |               |       |           | A                           | B    | C |                      |                      |
| <b>Shrink Pack</b> |               |       |           |                             |      |   |                      |                      |
| 14390              | 143909        | Gray  | (3) 1/2"  | 4.50                        | 1.17 | - | 1                    | 15                   |
| 14390WH            | 643904        | White | (3) 1/2"  | 4.50                        | 1.17 | - | 1                    | 15                   |

**WARNING:**  
Cancer and Reproductive Harm  
[www.P65Warnings.ca.gov](http://www.P65Warnings.ca.gov)

NON-METALLIC COVERS

## One-Gang Horizontal Duplex Receptacle Cover



**Use:**

Horizontal duplex covers are used to provide weatherproof protection for an outdoor duplex receptacle.

- Suitable for wet locations when the covers are closed
- For horizontal installation
- Lockable covers

**Material:**

- Non-Metallic


**Includes:**

Gasket and hardware

**Standards:**

UL 514D  
CSA C22.2 No. 42.1-13

**Certifications:**

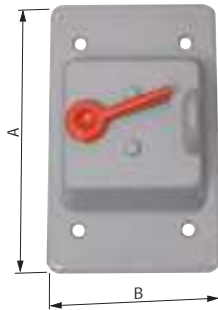
 E332841

| Model Number       | UPC (0-31857) | Color | Product Dimensions (inches) |      |   | Retail Pack Quantity | Master Case Quantity |
|--------------------|---------------|-------|-----------------------------|------|---|----------------------|----------------------|
|                    |               |       | A                           | B    | C |                      |                      |
| <b>Shrink Pack</b> |               |       |                             |      |   |                      |                      |
| 14211              | 142117        | Gray  | 4.77                        | 2.96 | - | 1                    | 20                   |
| 14211WH            | 642112        | White | 4.77                        | 2.96 | - | 1                    | 20                   |

**WARNING:**  
Cancer and Reproductive Harm  
[www.P65Warnings.ca.gov](http://www.P65Warnings.ca.gov)

NON-METALLIC COVERS

## One-Gang Toggle Switch Cover



**Use:**

Toggle switch covers are used to provide weatherproof protection for an outdoor switch mounted in a one-gang weatherproof box.

**Material:**

- Non-Metallic


**Includes:**

Gasket and hardware

**Standards:**

UL 514D  
CSA C22.2 No. 42.1-13


**Certifications:**

 E332841

| Model Number       | UPC (0-31857) | Color | Product Dimensions (inches) |      |   | Retail Pack Quantity | Master Case Quantity |
|--------------------|---------------|-------|-----------------------------|------|---|----------------------|----------------------|
|                    |               |       | A                           | B    | C |                      |                      |
| <b>Shrink Pack</b> |               |       |                             |      |   |                      |                      |
| 14210              | 142100        | Gray  | 4.76                        | 3.01 | - | 1                    | 12                   |
| 14210WH            | 642105        | White | 4.76                        | 3.01 | - | 1                    | 12                   |

**WARNING:**  
Cancer and Reproductive Harm  
[www.P65Warnings.ca.gov](http://www.P65Warnings.ca.gov)

## Two-Gang GFCI Receptacle and Toggle Switch Cover



**Use:**

GFCI and toggle switch combination covers are used to provide weatherproof protection for one GFCI outdoor receptacle and one outdoor switch.

- Suitable for wet locations when the cover is closed
- Lockable receptacle cover

**Material:**

- Non-Metallic


**Includes:**

Gasket and hardware


**Standards:**

UL 514D  
CSA C22.2 No. 42.1-13

**Certifications:**

 E332841

## Two-Gang Duplex Receptacle and Toggle Switch Cover



**Use:**

Duplex and toggle switch combination covers are used to provide weatherproof protection for one duplex outdoor receptacle and one outdoor switch.

- Suitable for wet locations when the cover is closed
- Duplex cover is lockable

**Material:**

- Non-Metallic


**Includes:**

Gasket and hardware

**Standards:**

UL 514D  
CSA C22.2 No. 42.1-13

**Certifications:**

 E332841

| Model Number       | UPC (0-31857) | Color | Product Dimensions (inches) |      |   | Retail Pack Quantity | Master Case Quantity |
|--------------------|---------------|-------|-----------------------------|------|---|----------------------|----------------------|
|                    |               |       | A                           | B    | C |                      |                      |
| <b>Shrink Pack</b> |               |       |                             |      |   |                      |                      |
| 14326              | 143268        | Gray  | 4.84                        | 4.84 | - | 1                    | 8                    |
| 14326WH            | 643263        | White | 4.84                        | 4.84 | - | 1                    | 8                    |


**WARNING:**  
Cancer and Reproductive Harm  
[www.P65Warnings.ca.gov](http://www.P65Warnings.ca.gov)

| Model Number       | UPC (0-31857) | Color | Product Dimensions (inches) |      |   | Retail Pack Quantity | Master Case Quantity |
|--------------------|---------------|-------|-----------------------------|------|---|----------------------|----------------------|
|                    |               |       | A                           | B    | C |                      |                      |
| <b>Shrink Pack</b> |               |       |                             |      |   |                      |                      |
| 14325              | 143251        | Gray  | 4.84                        | 4.84 | - | 1                    | 8                    |
| 14325WH            | 643256        | White | 4.84                        | 4.84 | - | 1                    | 8                    |

**WARNING:**  
Cancer and Reproductive Harm  
[www.P65Warnings.ca.gov](http://www.P65Warnings.ca.gov)

NON-METALLIC COVERS

## Two-Gang Multi-Use Receptacle and Toggle Switch Cover



### Use:

Multi-use and toggle switch combination covers are used to provide weatherproof protection for one outdoor switch and one outdoor receptacle or switch.

- Four configurations
- Left side is preconfigured for duplex and adaptable for GFCI, 1-3/8" round or a second switch
- Suitable for wet locations when the cover is closed
- Multi-use cover is lockable

### Material:

- Non-Metallic


### Includes:

Adaptor plates, gasket and hardware

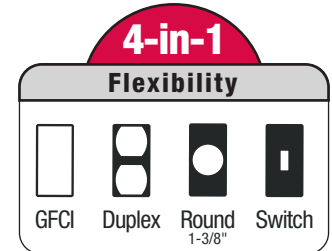
### Standards:

UL 514D  
CSA C22.2 No. 42.1-13

### Certifications:


 E332841

| Model Number       | UPC (0-31857) | Color | Product Dimensions (inches) |      |   | Retail Pack Quantity | Master Case Quantity |
|--------------------|---------------|-------|-----------------------------|------|---|----------------------|----------------------|
|                    |               |       | A                           | B    | C |                      |                      |
| <b>Shrink Pack</b> |               |       |                             |      |   |                      |                      |
| 14329              | 143299        | Gray  | 4.84                        | 4.84 | - | 1                    | 8                    |
| 14329WH            | 643294        | White | 4.84                        | 4.84 | - | 1                    | 8                    |



**WARNING:**  
Cancer and Reproductive Harm  
[www.P65Warnings.ca.gov](http://www.P65Warnings.ca.gov)

## Two-Gang Toggle Switch Cover



### Use:

Toggle switch covers are used to provide weatherproof protection for two outdoor switches.

### Material:

- Non-Metallic


### Includes:

Gasket and hardware

### Standards:

UL 514D  
CSA C22.2 No. 42.1-13

### Certifications:

 E332841

| Model Number       | UPC (0-31857) | Color | Product Dimensions (inches) |      |   | Retail Pack Quantity | Master Case Quantity |
|--------------------|---------------|-------|-----------------------------|------|---|----------------------|----------------------|
|                    |               |       | A                           | B    | C |                      |                      |
| <b>Shrink Pack</b> |               |       |                             |      |   |                      |                      |
| 14327              | 143275        | Gray  | 4.84                        | 4.84 | - | 1                    | 8                    |
| 14327WH            | 643270        | White | 4.84                        | 4.84 | - | 1                    | 8                    |

**WARNING:**  
Cancer and Reproductive Harm  
[www.P65Warnings.ca.gov](http://www.P65Warnings.ca.gov)



## One-Gang Universal Receptacle Cover



### Use:

One-gang universal receptacle covers are used to provide weatherproof protection for an outdoor receptacle.

- 6 configurations
- Adaptable for GFCI, duplex and 1-3/8" round receptacles
- Suitable for wet locations when the cover is closed
- Lockable cover

### Material:

- Non-Metallic

### Includes:

Adaptor plates, gasket and hardware

### Standards:

UL 514D  
CSA C22.2 No. 42.1-13

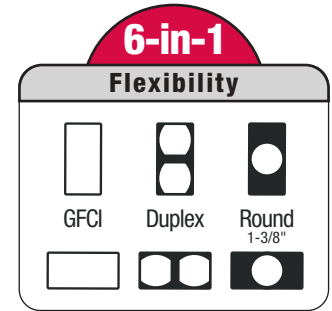
### Certifications:

US E332841


| Model Number       | UPC (0-31857) | Color | Product Dimensions (inches) |      |   | Retail Pack Quantity | Master Case Quantity |
|--------------------|---------------|-------|-----------------------------|------|---|----------------------|----------------------|
|                    |               |       | A                           | B    | C |                      |                      |
| <b>Shrink Pack</b> |               |       |                             |      |   |                      |                      |
| 14140              | 141400        | Gray  | 4.76                        | 3.01 | - | 1                    | 12                   |
| 14140WH            | 641405        | White | 4.76                        | 3.01 | - | 1                    | 12                   |

**WARNING:**  
Cancer and Reproductive Harm  
[www.P65Warnings.ca.gov](http://www.P65Warnings.ca.gov)

Mount vertically or horizontally  
with the corner hinge



## Two-Gang Multi-Use Receptacle Cover



### Use:

Two-gang multi-use receptacle covers are used to provide weatherproof protection for two outdoor receptacles.

- 6 configurations
- Each side is adaptable for GFCI, duplex and 1-3/8" round receptacles
- Suitable for wet locations when the covers are closed
- Lockable cover

### Material:

- Non-Metallic

### Includes:

Adaptor plates, gasket and hardware

### Standards:


UL 514D  
CSA C22.2 No. 42.1-13

### Certifications:

US E332841

| Model Number       | UPC (0-31857) | Color | Product Dimensions (inches) |      |   | Retail Pack Quantity | Master Case Quantity |
|--------------------|---------------|-------|-----------------------------|------|---|----------------------|----------------------|
|                    |               |       | A                           | B    | C |                      |                      |
| <b>Shrink Pack</b> |               |       |                             |      |   |                      |                      |
| 14180              | 141806        | Gray  | 4.83                        | 4.83 | - | 1                    | 8                    |
| 14180WH            | 641801        | White | 4.83                        | 4.83 | - | 1                    | 8                    |

**WARNING:**  
Cancer and Reproductive Harm  
[www.P65Warnings.ca.gov](http://www.P65Warnings.ca.gov)



NON-METALLIC MULTI-USE COVERS

## One-Gang While-In-Use Receptacle Cover



### Use:

One-gang in-use receptacle covers allow an outlet to be utilized while the cover is closed in wet, damp or dry locations.

- 16 configurations
- Adaptable for GFCI, duplex, round and switch devices
- 2-1/4" deep
- Lockable

### Material:

- Non-Metallic

### Includes:

Adaptor plates, pre-installed gasket and hardware

### Standards:

UL 514D

CSA C22.2 No. 42.1-13

### Certifications:

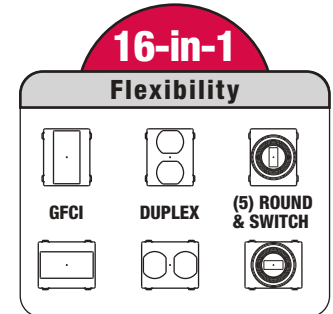
UL<sub>us</sub> E332841  174008

| Model Number       | UPC (0-31857) | Color  | Product Dimensions (inches) |      |      | Retail Pack Quantity | Master Case Quantity |
|--------------------|---------------|--------|-----------------------------|------|------|----------------------|----------------------|
|                    |               |        | A                           | B    | C    |                      |                      |
| <b>Shrink Pack</b> |               |        |                             |      |      |                      |                      |
| 14414CL            | 541460        | Clear  | 5.98                        | 4.02 | 2.64 | 1                    | 6                    |
| 14414              | 144142        | Gray   | 5.98                        | 4.02 | 2.64 | 1                    | 6                    |
| 14414BR            | 344146        | Bronze | 5.98                        | 4.02 | 2.64 | 1                    | 6                    |
| 14414WH            | 644147        | White  | 5.98                        | 4.02 | 2.64 | 1                    | 6                    |


**WARNING:**  
Cancer and Reproductive Harm  
[www.P65Warnings.ca.gov](http://www.P65Warnings.ca.gov).

Meets NEMA 3R and NEC's 2020 "Extra Duty" Requirement

Mount vertically or horizontally  
with the corner hinge



## Two-Gang While-In-Use Receptacle Cover



### Use:

Two-gang in-use receptacle covers allow two receptacles to be utilized while the cover is closed in wet, damp or dry locations.

- 55 configurations
- Adaptable for GFCI, duplex, round and switch devices
- 3-1/8" deep
- Lockable

### Material:

- Non-Metallic

### Includes:

Adaptor plates, pre-installed gasket and hardware

### Standards:

UL 514D

CSA C22.2 No. 42.1-13

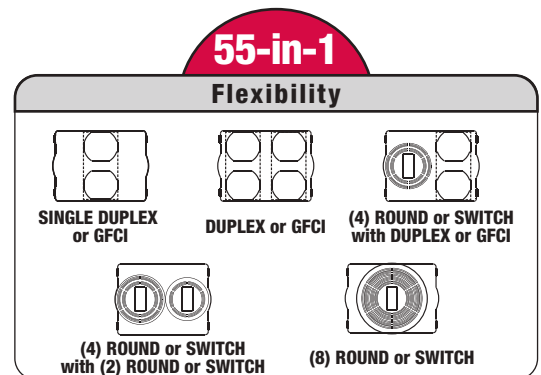
### Certifications:

UL<sub>us</sub> E332841  174008

| Model Number       | UPC (0-31857) | Color  | Product Dimensions (inches) |      |      | Retail Pack Quantity | Master Case Quantity |
|--------------------|---------------|--------|-----------------------------|------|------|----------------------|----------------------|
|                    |               |        | A                           | B    | C    |                      |                      |
| <b>Shrink Pack</b> |               |        |                             |      |      |                      |                      |
| 14426CL            | 544263        | Clear  | 6.02                        | 5.63 | 3.50 | 1                    | 4                    |
| 14426              | 144265        | Gray   | 6.02                        | 5.63 | 3.50 | 1                    | 4                    |
| 14426BR            | 344269        | Bronze | 6.02                        | 5.63 | 3.50 | 1                    | 4                    |

**WARNING:**  
Cancer and Reproductive Harm  
[www.P65Warnings.ca.gov](http://www.P65Warnings.ca.gov).

Meets NEMA 3R and NEC's 2020 "Extra Duty" Requirement



## Slimline While-In-Use Vertical Receptacle Cover



**Use:**

Slimline in-use receptacle covers allow an outlet to be utilized while the cover is closed in wet, damp or dry locations.

- Adaptable for GFCI and duplex receptacles
- For vertical installations
- Lockable

**Material:**

- Non-Metallic

**Includes:**

Adaptor plates, pre-installed gasket and hardware


**Standards:**

UL 514D & UL 498A  
CSA C22.2 No. 42.1-13 & CSA C22.2 No. 42-10

**Certifications:**



## Slimline While-In-Use Horizontal Receptacle Cover



**Use:**

Slimline in-use receptacle covers allow an outlet to be utilized while the cover is closed in wet, damp or dry locations.

- Adaptable for GFCI and duplex receptacles
- For horizontal installations
- Lockable

**Material:**

- Non-Metallic

**Includes:**

Adaptor plates, pre-installed gasket and hardware

**Standards:**

UL 514D & UL 498A  
CSA C22.2 No. 42.1-13 & CSA C22.2 No. 42-10

**Certifications:**



| Model Number       | UPC (0-31857) | Color | Product Dimensions (inches) |      |      | Retail Pack Quantity | Master Case Quantity |
|--------------------|---------------|-------|-----------------------------|------|------|----------------------|----------------------|
|                    |               |       | A                           | B    | C    |                      |                      |
| <b>Shrink Pack</b> |               |       |                             |      |      |                      |                      |
| 14440              | 144401        | Gray  | 5.51                        | 3.58 | 1.56 | 1                    | 6                    |
| 14440CL            | 544409        | Clear | 5.51                        | 3.58 | 1.56 | 1                    | 6                    |
| 14440WH            | 644406        | White | 5.51                        | 3.58 | 1.56 | 1                    | 6                    |

**WARNING:**  
Cancer and Reproductive Harm  
www.P65Warnings.ca.gov.

Meets NEMA 3R and NEC's 2020 "Extra Duty" Requirement

15 Amp Rated



Low profile,  
only 1-9/16" deep

No bending of the cord inside  
the cover with vertical cord exits

| Model Number       | UPC (0-31857) | Color | Product Dimensions (inches) |      |      | Retail Pack Quantity | Master Case Quantity |
|--------------------|---------------|-------|-----------------------------|------|------|----------------------|----------------------|
|                    |               |       | A                           | B    | C    |                      |                      |
| <b>Shrink Pack</b> |               |       |                             |      |      |                      |                      |
| 14441              | 144418        | Gray  | 5.77                        | 3.95 | 1.56 | 1                    | 4                    |
| 14441CL            | 544416        | Clear | 5.77                        | 3.95 | 1.56 | 1                    | 4                    |
| 14441WH            | 644413        | White | 5.77                        | 3.95 | 1.56 | 1                    | 4                    |

**WARNING:**  
Cancer and Reproductive Harm  
www.P65Warnings.ca.gov.

Meets NEMA 3R and NEC's 2020 "Extra Duty" Requirement

15 Amp Rated



Low profile,  
only 1-9/16" deep

No bending of the cord inside  
the cover with vertical cord exits

NON-METALLIC WHILE-IN-USE COVERS

# One-Gang While-In-Use GFCI Receptacle Kit



| Model Number       | UPC (0-31857) | Color | Product Dimensions (inches) |      |      | Retail Pack Quantity | Master Case Quantity |
|--------------------|---------------|-------|-----------------------------|------|------|----------------------|----------------------|
|                    |               |       | A                           | B    | C    |                      |                      |
| <b>Display Box</b> |               |       |                             |      |      |                      |                      |
| 16801              | 168018        | Clear | 5.98                        | 4.02 | 4.65 | 1                    | 4                    |
| 16801WH            | 668013        | White | 5.98                        | 4.02 | 4.65 | 1                    | 4                    |

**WARNING:**  
Cancer and Reproductive Harm  
[www.P65Warnings.ca.gov](http://www.P65Warnings.ca.gov).

Meets NEMA 3R and NEC's 2020 "Extra Duty" Requirement

**Use:**

One-gang in-use receptacle kits allow an outlet to be utilized while the cover is closed in wet, damp or dry locations.

- For vertical or horizontal mounting with the corner hinge
- 15-Amp tamper-resistant, weather-resistant GFCI receptacle included
- 2-1/4" deep
- Lockable

**Material:**

- Metal Die-Cast Box
- Non-Metallic Cover

**Includes:**

One-gang metal box with three 1/2" holes, one-gang while-in-use cover, TRWR GFCI receptacle, closure plugs, pre-installed gasket and hardware

**Standards:**

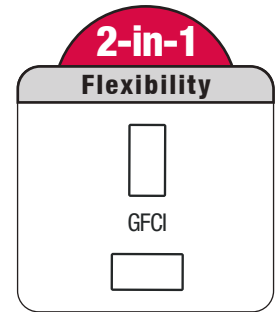
UL 514D  
CSA C22.2 No. 42.1-13

**Certifications:**

E324138 174008




Mount vertically or horizontally with the corner hinge



NON-METALLIC KITS

## Lampholder



**Use:**

Lampholders are used in conjunction with weatherproof boxes and covers for outdoor lighting applications.

- Fits 1/2" knockouts
- Adjustable

**Material:**

- Non-Metallic

**Includes:**

Lampholder and gasket

**Bulb Type:**


150-Watt (max.) PAR38 bulb required (not included)

**Standards:**

UL 1598

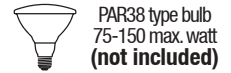
CSA C22.2 No. 250.0-08

**Certifications:**

 US E163827

| Model Number       | UPC (0-31857) | Color | Product Dimensions (inches) |      |   | Retail Pack Quantity | Master Case Quantity |
|--------------------|---------------|-------|-----------------------------|------|---|----------------------|----------------------|
|                    |               |       | A                           | B    | C |                      |                      |
| <b>Shrink Pack</b> |               |       |                             |      |   |                      |                      |
| 14360              | 143602        | Gray  | 2.14                        | 3.69 | - | 1                    | 20                   |
| 14360WH            | 643607        | White | 2.14                        | 3.69 | - | 1                    | 20                   |

**WARNING:**  
Cancer and Reproductive Harm  
[www.P65Warnings.ca.gov](http://www.P65Warnings.ca.gov).



NON-METALLIC KITS

## Closure Plug



Gray Metal

**Use:**

Closure plugs are used to seal off unused knockouts in weatherproof boxes, extension rings and cluster covers.

**Material:**

- Zinc Die-Cast
- Non-Metallic

**Standards:**

UL 514B  
CSA C22.2 No. 18.3-12

**Certifications:**

 E121487

| Model Number    | UPC (0-31857) | Color | Trade Size | Product Dimensions (inches) |   |   | Retail Pack Quantity | Master Case Quantity |
|-----------------|---------------|-------|------------|-----------------------------|---|---|----------------------|----------------------|
|                 |               |       |            | A                           | B | C |                      |                      |
| <b>Metallic</b> |               |       |            |                             |   |   |                      |                      |
| <b>Polybag</b>  |               |       |            |                             |   |   |                      |                      |
| 14005           | 140052        | Gray  | 1/2"       | 0.82                        | - | - | 4                    | 30                   |
| 14007           | 140076        | Gray  | 3/4"       | 1.04                        | - | - | 4                    | 30                   |

| <b>Metallic Kit</b> |        |                         |      |      |   |   |   |    |
|---------------------|--------|-------------------------|------|------|---|---|---|----|
| <b>Polybag</b>      |        |                         |      |      |   |   |   |    |
| 18339               | 183394 | Gray                    | 1/2" | 0.82 | - | - | 3 | 10 |
|                     |        | Plastic Yellow Wirenuts | -    | -    | - | - | 2 |    |
| 14050               | 140502 | Gray                    | 1/2" | 0.82 | - | - | 4 | 12 |
|                     |        | Gray                    | 3/4" | 1.04 | - | - | 2 |    |

| <b>Non-Metallic</b> |        |        |      |      |   |   |   |    |
|---------------------|--------|--------|------|------|---|---|---|----|
| <b>Polybag</b>      |        |        |      |      |   |   |   |    |
| 14005BR             | 340056 | Bronze | 1/2" | 0.82 | - | - | 4 | 30 |
| 14005WH             | 640057 | White  | 1/2" | 0.82 | - | - | 4 | 30 |

| <b>Non-Metallic Kit</b> |        |        |      |      |   |   |   |    |
|-------------------------|--------|--------|------|------|---|---|---|----|
| <b>Polybag</b>          |        |        |      |      |   |   |   |    |
| 14051                   | 140519 | Bronze | 1/2" | 0.82 | - | - | 4 | 12 |
|                         |        | White  | 1/2" | 0.82 | - | - | 4 |    |
| 14052                   | 140528 | Gray   | 1/2" | 0.82 | - | - | 2 | 12 |
|                         |        | Gray   | 3/4" | 1.04 | - | - | 2 |    |
|                         |        | Bronze | 1/2" | 0.82 | - | - | 2 |    |
|                         |        | White  | 1/2" | 0.82 | - | - | 2 |    |

**WARNING:**  
Cancer and Reproductive Harm  
[www.P65Warnings.ca.gov](http://www.P65Warnings.ca.gov).  
(Non-Metallic only)



Gray Non-Metallic



Bronze Non-Metallic



White Non-Metallic



Yellow Wire Nuts

## Box Holder



**Use:**

Box holders are used to support 1/2" Rigid conduit to a box or metal enclosure with 1/2" threaded knockouts.

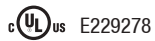
**Material:**

- Zinc Die-Cast

**Standards:**

UL 514B  
CSA C22.2 No. 18.3-12


**Certifications:**



| Model Number   | UPC (0-31857) | Trade Size | Product Dimensions (inches) |      |   | Retail Pack Quantity | Master Case Quantity |
|----------------|---------------|------------|-----------------------------|------|---|----------------------|----------------------|
|                |               |            | A                           | B    | C |                      |                      |
| <b>Polybag</b> |               |            |                             |      |   |                      |                      |
| 14011          | 140113        | 1/2"       | 1.71                        | 1.14 | - | 1                    | 12                   |

**WARNING:**  
Cancer and Reproductive Harm  
[www.P65Warnings.ca.gov](http://www.P65Warnings.ca.gov).

## Photoelectric Switch



**Use:**

Photoelectric switches are used to provide dusk-to-dawn light control for weatherproof lighting fixtures.

**Material:**

- Non-Metallic

**Standards:**

UL 514B  
CSA C22.2 No. 18.3-12


**Certifications:**



| Model Number   | UPC (0-31857) | Trade Size | Product Dimensions (inches) |      |      | Retail Pack Quantity | Master Case Quantity |
|----------------|---------------|------------|-----------------------------|------|------|----------------------|----------------------|
|                |               |            | A                           | B    | C    |                      |                      |
| <b>Polybag</b> |               |            |                             |      |      |                      |                      |
| 14008          | 140082        | Black      | 2.0                         | 1.11 | 0.82 | 1                    | 20                   |

**WARNING:**  
Cancer and Reproductive Harm  
[www.P65Warnings.ca.gov](http://www.P65Warnings.ca.gov).

## One-Gang Gasket



**Use:**

One-gang gaskets are used in conjunction with one-gang boxes and covers for weatherproof installation.


- Tear-out sections are adaptable for GFCI, duplex, round and switch devices

**Material:**

- Crosslinked Polyethylene Foam

| Model Number   | UPC (0-31857) | Trade Size | Product Dimensions (inches) |      |   | Retail Pack Quantity | Master Case Quantity |
|----------------|---------------|------------|-----------------------------|------|---|----------------------|----------------------|
|                |               |            | A                           | B    | C |                      |                      |
| <b>Polybag</b> |               |            |                             |      |   |                      |                      |
| 14001          | 140014        | Black      | 4.70                        | 2.95 | - | 2                    | 20                   |

## Two-Gang Gasket



**Use:**

Two-gang gaskets are used in conjunction with two-gang boxes and covers for weatherproof installation.


- Tear-out sections are adaptable for GFCI, duplex, round and switch devices

**Material:**

- Crosslinked Polyethylene Foam

| Model Number   | UPC (0-31857) | Trade Size | Product Dimensions (inches) |      |   | Retail Pack Quantity | Master Case Quantity |
|----------------|---------------|------------|-----------------------------|------|---|----------------------|----------------------|
|                |               |            | A                           | B    | C |                      |                      |
| <b>Polybag</b> |               |            |                             |      |   |                      |                      |
| 14003          | 140038        | Black      | 4.60                        | 4.60 | - | 2                    | 20                   |

## Round Gasket



**Use:**

Round gaskets are used in conjunction with 4" round boxes and covers for weatherproof installation.

**Material:**

- Crosslinked Polyethylene Foam

| Model Number   | UPC (0-31857) | Trade Size | Product Dimensions (inches) |      |   | Retail Pack Quantity | Master Case Quantity |
|----------------|---------------|------------|-----------------------------|------|---|----------------------|----------------------|
|                |               |            | A                           | B    | C |                      |                      |
| <b>Polybag</b> |               |            |                             |      |   |                      |                      |
| 14002          | 140021        | Black      | 4.21                        | 2.45 | - | 2                    | 20                   |



## Gasket Kit



**Use:**

Gaskets are used in conjunction with weatherproof boxes and covers for weatherproof installation.

- Tear-out sections in one- and two-gang gaskets are adaptable for GFCI, duplex, round and switch devices

**Material:**

- Crosslinked Polyethylene Foam

**Includes:**

(2) one-gang, (2) two-gang and (2) round gaskets

| Model Number | UPC (0-31857) | Trade Size | Product Dimensions (inches) |   |   | Retail Pack Quantity | Master Case Quantity |
|--------------|---------------|------------|-----------------------------|---|---|----------------------|----------------------|
|              |               |            | A                           | B | C |                      |                      |
| Polybag      |               |            |                             |   |   |                      |                      |
| 14000        | 140007        | Black      | -                           | - | - | 1                    | 5                    |

## Lampholder Gasket



**Use:**

Lampholder gaskets are used in conjunction with lampholders for weatherproof installation of bulbs.

**Material:**

- Rubber

| Model Number | UPC (0-31857) | Trade Size | Product Dimensions (inches) |   |   | Retail Pack Quantity | Master Case Quantity |
|--------------|---------------|------------|-----------------------------|---|---|----------------------|----------------------|
|              |               |            | A                           | B | C |                      |                      |
| Polybag      |               |            |                             |   |   |                      |                      |
| 14004        | 140045        | Black      | 2.30                        | - | - | 2                    | 25                   |

**WARNING:**  
Cancer and Reproductive Harm  
[www.P65Warnings.ca.gov](http://www.P65Warnings.ca.gov)

### **Industry Abbreviations and Acronyms**

|       |   |
|-------|---|
| EMT   | Electrical Metallic Tubing                    |
| IMC   | Intermediate Metal Conduit                    |
| NM    | Non-Metallic                                  |
| SE    | Service Entrance                              |
| FMC   | Flexible Metal Conduit                        |
| RWFMC | Reduced Wall Flexible Metal Conduit           |
| AC    | Armor Clad Cable                              |
| MC    | Metal Clad Cable                              |
| HCF   | Hospital Care Facilities Cable                |
| PCS   | Power & Control Signal Cable                  |
| NPSM  | National Pipe Straight Mechanical             |
| NPT   | National Pipe Thread                          |
| NEC   | National Electric Code                        |
| NEMA  | National Electrical Manufacturers Association |

---

### **Image Abbreviations and Acronyms**

|     |                 |
|-----|-----------------|
| r   | Radius          |
| A/F | Across the flat |

*Rev date : May 2024*



120 Sigma Drive • Garner, NC 27529  
919-773-0011

Visit us at [www.sigmaengineeredolutions.com](http://www.sigmaengineeredolutions.com)